MOSAIC

ONE PARTNER. EVERY DETAIL.

Layout Templates

Click a section, size or layout number to jump to it.

Backsplash

B1 – B39 (39 layouts) page 4

Mosaic & Small Squares (1x1 - 4x4)

B1 1x1 Straight
B2 2x2 Straight
B3 3x3 Straight
B4 4x4 Straight
B5 4x4 Diagonal

3x6 Subway

B13 3x6 Brick Joint
B14 3x6 Brick with Focal
B15 3x6 Vertical Stacked Offset
B16 3x6 Vertical Stacked
B17 3x6 Horizontal Stacked
B18 3x6 Herringbone
B19 3x6 Basketweave
B20 3x6 Herringbone

Narrow Rectangles (2.5" - 4" wide)

B21 3x12 Brick Joint
B22 3x12 Horizontal Stacked
B23 3x12 Vertical Stacked
B24 3x12 Brick Joint with Herringbone Focal
B25 4x10 Brick Joint
B26 4x12 Brick Joint
B27 4x12 Brick Joint with Focal
B28 4x12 Offset Joint
B29 4x16 Horizontal Stacked
B31 2.5x10.5 (or 3x10) Offset Joint

6x6 - 8x12

B7 6x6 Straight
B8 6x6 Brick
B9 6x6 Diagonal
B32 8x8 Straight

12x12 - 12x24

B11 12x12 Straight
B12 12x12 Diagonal

Mixed Sizes & Liners

B6 4x4 Diagonal | 3" Liner | 4x4 Straight
B10 6x6 Diagonal | 2" Liner | 3x6 Straight

Patterns - Any Size

B30 Herringbone
B33 Picket Vertical
B34 Picket Horizontal
B35 Chevron 1
B36 Chevron 2

Outlines

B37 Outline with dimensions
B38 Outline with dimensions
B39 Outline with dimensions

Floor/Patterns

F1 – F32 (32 layouts) page 43

3x6 Subway

F5 3x6 or 4x8 or 6x12

Narrow Rectangles (2.5" - 4" wide)

F5 3x6 or 4x8 or 6x12
F13 3x12 or 6x24
F14 3x12 or 6x24
F15 4x12
F16 4x12
F17 4x8 or 6x12 or 12x24
F18 4x8 or 6x12 or 12x24

6x6 - 8x12

F4 8x12
F5 3x6 or 4x8 or 6x12
F6 6x12 or 12x24
F17 4x8 or 6x12 or 12x24
F18 4x8 or 6x12 or 12x24

Planks (6x18 - 6x36)

F7 6x24 1/3 zipper stagger
F8 6x24 1/3 stairstep stagger
F11 6x24
F12 6x24
F13 3x12 or 6x24
F14 3x12 or 6x24
F30 6x36 random stagger
F31 6x36 1/3 zipper stagger
F32 6x36 1/3 stairstep stagger

12x12 - 12x24

F6 6x12 or 12x24
F9 12x24 1/3 zipper stagger
F10 12x24 1/3 stairstep stagger
F17 4x8 or 6x12 or 12x24
F18 4x8 or 6x12 or 12x24
F29 12x24 straight

Mixed Sizes & Liners

F19 6x6 (7%), 12x12 (29%) and 18x18 (64%)
F20 6x6 (6%), 12x12 (38%) and 18x18 (56%)
F21 6x6 (11.1%) and 12x24 (89.9%)
F22 1x1 (.7%) and 12x12 (93%)
F23 6x6 (4%) and 12x18 (96%)
F24 6x6 (20%) and 12x12 (80%)
F25 6x6 (10%) and 18x18 (90%)
F26 4x4 (8%) and 12x12 (100%)
F27 3x3 (<1%) and 12x12 (100%)
F28 6x6 (3%) and 18x18 (100%)

Patterns - Any Size

F1 Square Tile Straight
F2 Square Tile Diagonal
F3 Any Square Tile

Shower Surround

S1 – S83 (77 layouts) page 75

Mosaic & Small Squares (1x1 - 4x4)

S33 4x4 Straight
S34 4x4 Diagonal

3x6 Subway

S1 3x6 Basketweave
S2 3x6 Vertical Stacked
S3 3x6 Vertical Stacked Offset
S4 3x6 Vertical Brick
S5 3x6 Horizontal Stacked
S6 3x6 Horizontal Brick
S7 3x6 Horizontal 1/3 Offset Stairstep
S8 3x6 Horizontal 1/3 Broken Joint
S9 3x6 Herringbone
S10 3x6 Herringbone Straight

Narrow Rectangles (2.5" - 4" wide)

S12 2.5x10.5 Herringbone
S13 2.5x10.5 Vertical Stacked
S14 2.5x10.5 Vertical Brick
S15 2.5x10.5 Horizontal Stacked
S16 2.5x10.5 Horizontal Brick
S17 2.5x10.5 Vertical 1/3 Offset
S18 2.5x10.5 Horizontal 1/3 Offset
S19 3x12 Vertical Stacked
S20 3x12 Vertical Brick
S21 3x12 Horizontal Stacked
S22 3x12 Horizontal Brick
S23 3x12 Horizontal 1/3 Stairstep Offset
S24 3x12 Vertical 1/3 Offset
S25 3x12 Horizontal 1/3 Offset
S26 3x12 Vertical Stacked Offset
S27 3x12 Vertical & Horizontal
S28 3x12 Vertical & Horizontal
S29 3x12 Herringbone
S30 3x12 Herringbone Straight
S31 3x12 Picket Horizontal
S32 3x12 Picket Vertical
S35 4x10 Brick
S36 4x10 Herringbone
S37 4x12 Vertical Stacked
S38 4x12 Horizontal Stacked
S39 4x16 Vertical Stacked
S41 4x16 Horizontal 1/3 Offset

6x6 - 8x12

S42 6x6 Straight
S43 6x6 Brick
S44 6x6 Diagonal
S55 8x12 Vertical Stacked
S56 8x12 Vertical Brick
S57 8x12 Horizontal
S58 8x12 Horizontal Brick

Planks (6x18 - 6x36)

S46 6x18 Horizontal 1/3 Offset
S47 6x18 Horizontal Stacked
S48 6x18 Vertical Stacked
S49 6x24 Vertical Stacked
S51 6x24 Horizontal Stacked
S53 6x24 Vertical 1/3 Offset
S54 6x24 Horizontal 1/3 Offset

12x12 - 12x24

S59 12x12 Straight
S60 12x12 Brick
S61 12x12 Diagonal
S64 12x24 Vertical Stacked
S66 12x24 Horizontal Stacked
S68 12x24 Vertical 1/3 Offset
S69 12x24 Horizontal 1/3 Offset
S70 12x24 Vertical 1/3 Offset Stairstep
S71 12x24 Horizontal 1/3 Offset Stairstep

Large Format (24x48)

S74 24x48 Horizontal Stack
S75 24x48 Vertical Stack

Mixed Sizes & Liners

S11 3x6 Herringbone, 3" Liner, 3x6 Brick
S62 12x12 Straight with Mosaic Accent
S63 12x12 Straight, 3" Liner, 4x4 Diagonal
S72 12x24 Horizontal 1/3 Offset with Liner
S73 12x24 Horizontal 1/3 Offset with Two Liners

Patterns - Any Size

S76 Hexagons

Outlines

S77 Alcove Shower
S78 Corner Shower
S79 Corner Shower with Knee Walls
S80 Alcove Shower with Knee Wall - Right
S81 Alcove Shower with Knee Wall - Left
S82 Two Walled Shower - Left
S83 Two Walled Shower - Right

Tub Deck

TD1 – TD9 (9 layouts) page 152

Mosaic & Small Squares (1x1 - 4x4)

TD1 1x1 Mosaic

3x6 Subway

TD2 3x6 Brick

6x6 - 8x12

TD5 6x6 Brick
TD7 8x12 Horizontal Brick

Mixed Sizes & Liners

TD3 4x4 Straight with Liner
TD4 6x6 Straight with Liner
TD6 8x10 Vertical with Liner
TD8 12x12 Straight with Liner

Outlines

TD9 Tub deck outline

Tub Surround

TS1 – TS44 (38 layouts) page 161

3x6 Subway

TS1 3x6 Basketweave
TS2 3x6 Horizontal Brick
TS3 3x6 Horizontal Stacked
TS4 3x6 Vertical Stacked
TS5 3x6 Vertical Stacked Offset
TS6 3x6 Herringbone

Narrow Rectangles (2.5" - 4" wide)

TS7 3x12 Horizontal Stacked
TS8 3x12 Vertical Stacked
TS9 3x12 Horizontal Brick
TS10 3x12 Horizontal Offset
TS11 3x12 Horizontal 1/3 Stairstep Offset
TS12 3x12 Vertical Stacked Offset
TS13 3x12 Picket Horizontal
TS14 3x12 Picket Vertical
TS15 4x10 Brick
TS16 4x10 Herringbone
TS18 4x16 Offset

6x6 - 8x12

TS19 6x6 Straight
TS20 6x6 Brick
TS21 6x6 Diagonal
TS26 8x10 or 8x12 Horizontal Brick
TS27 8x10 or 8x12 Vertical Brick

Planks (6x18 - 6x36)

TS23 6x18 Offset
TS24 6x18 Horizontal Stacked
TS25 6x18 Vertical Stacked

12x12 - 12x24

TS28 12x12 Diagonal
TS30 12x24 Vertical Stacked
TS31 12x24 Horizontal Stacked
TS33 12x24 Horizontal Offset Joint
TS34 12x24 Horizontal 1/3 Stairstep Offset
TS41 12x24 Horizontal Offset Joint
TS42 12x24 Horizontal Stack
TS43 12x24 Vertical Stack
TS44 12x24 Vertical Stack Offset

Large Format (24x48)

TS37 24x48 Horizontal Stack
TS38 24x48 Vertical Stack

Mixed Sizes & Liners

TS29 12x12 Straight with Vertical Liner

Patterns - Any Size

TS39 Hexagons

Vanity

V42-1 – V132-1 (66 layouts) page 199

Cabinets & Components

Example Layouts

42" - 60" Vanities

V42-1 42" vanity, option 1
V42-2 42" vanity, option 2
V48-1 48" vanity, option 1
V51-1 51" vanity, option 1
V54-1 54" vanity, option 1
V54-2 54" vanity, option 2
V54-3 54" vanity, option 3
V57-1 57" vanity, option 1
V57-2 57" vanity, option 2
V60-1 60" vanity, option 1
V60-2 60" vanity, option 2
V60-3 60" vanity, option 3
V60-4 60" vanity, option 4
V60-5 60" vanity, option 5
V60-6 60" vanity, option 6

63" - 72" Vanities

V63-1 63" vanity, option 1
V63-2 63" vanity, option 2
V66-1 66" vanity, option 1
V66-2 66" vanity, option 2
V66-3 66" vanity, option 3
V69-1 69" vanity, option 1
V69-2 69" vanity, option 2
V72-1 72" vanity, option 1
V72-2 72" vanity, option 2
V72-3 72" vanity, option 3
V72-4 72" vanity, option 4
V72-5 72" vanity, option 5
V72-6 72" vanity, option 6
V72-7 72" vanity, option 7

75" - 84" Vanities

V75-1 75" vanity, option 1
V78-1 78" vanity, option 1
V78-2 78" vanity, option 2
V78-3 78" vanity, option 3
V81-1 81" vanity, option 1
V84-1 84" vanity, option 1
V84-2 84" vanity, option 2
V84-3 84" vanity, option 3
V84-4 84" vanity, option 4
V84-5 84" vanity, option 5
V84-6 84" vanity, option 6

87" - 96" Vanities

V87-1 87" vanity, option 1
V87-2 87" vanity, option 2
V87-3 87" vanity, option 3
V87-4 87" vanity, option 4
V90-1 90" vanity, option 1
V90-2 90" vanity, option 2
V90-3 90" vanity, option 3
V90-4 90" vanity, option 4
V90-5 90" vanity, option 5
V93-1 93" vanity, option 1
V96-1 96" vanity, option 1
V96-2 96" vanity, option 2
V96-3 96" vanity, option 3
V96-4 96" vanity, option 4
V96-5 96" vanity, option 5
V96-6 96" vanity, option 6
V96-7 96" vanity, option 7

102" - 132" Vanities

V102-1 102" vanity, option 1
V108-1 108" vanity, option 1
V108-2 108" vanity, option 2
V111-1 111" vanity, option 1
V111-2 111" vanity, option 2
V114-1 114" vanity, option 1
V120-1 120" vanity, option 1
V126-1 126" vanity, option 1
V132-1 132" vanity, option 1

Project: _____ BSS#: _____

Date: _____

Please Note: Sketch is NOT to scale.



1x1 Straight

_____

_____

_____

Project: _____ BSS#: _____

Date: _____

Please Note: Sketch is NOT to scale.



2x2 Straight

_____

_____

_____

Project: _____ BSS#: _____

Date: _____

Please Note: Sketch is NOT to scale.



3x3 Straight

_____

_____

_____

Project: _____ BSS#: _____

Date: _____

Please Note: Sketch is NOT to scale.

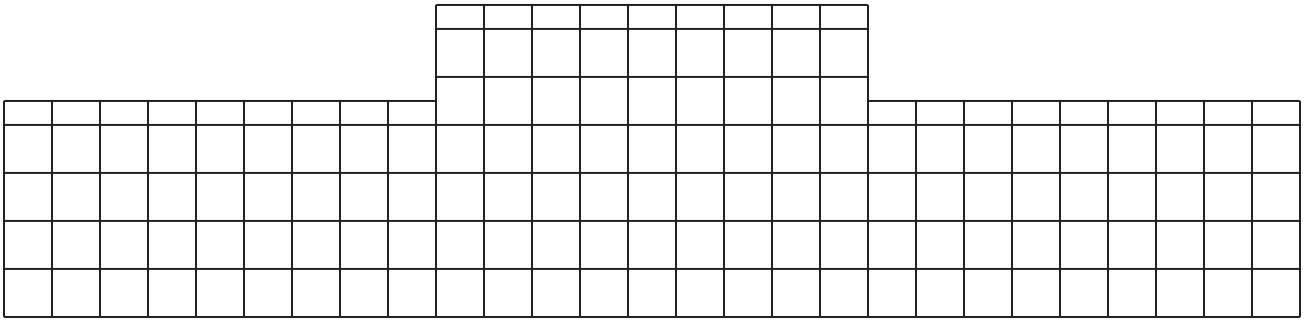

4x4 Straight

_____

_____

_____

Project: _____ BSS#: _____

Date: _____

Please Note: Sketch is NOT to scale.

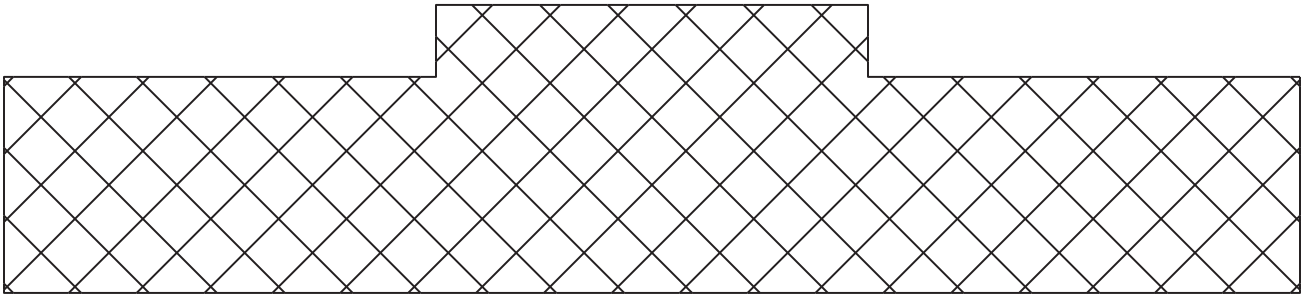

4x4 Diagonal

_____

_____

_____

Project: _____ BSS#: _____

Date: _____

Please Note: Sketch is NOT to scale.

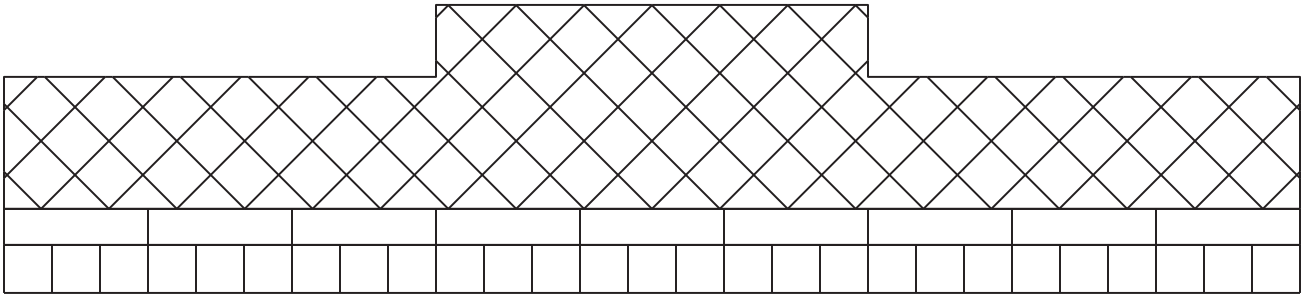

4x4 Diagonal | 3” Liner | 4x4 Straight

_____

_____

_____

Project: _____ BSS#: _____

Date: _____

Please Note: Sketch is NOT to scale.

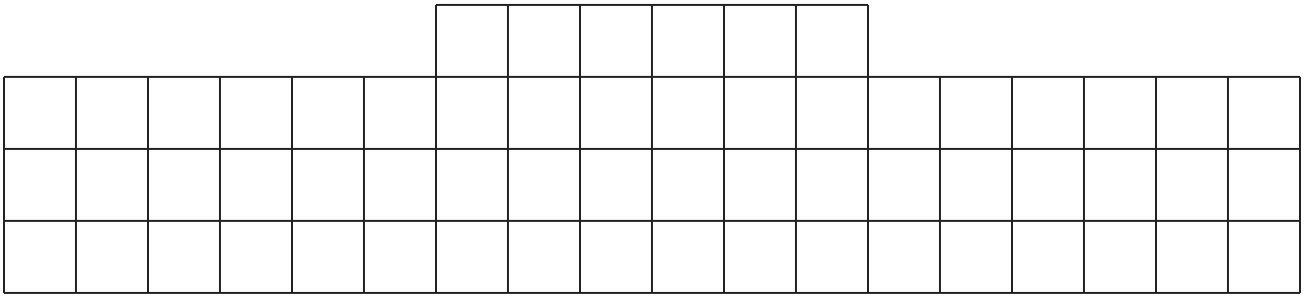

6x6 Straight

_____

_____

_____

Project: _____ BSS#: _____

Date: _____

Please Note: Sketch is NOT to scale.



6x6 Brick

_____

_____

_____

Project: _____ BSS#: _____

Date: _____

Please Note: Sketch is NOT to scale.

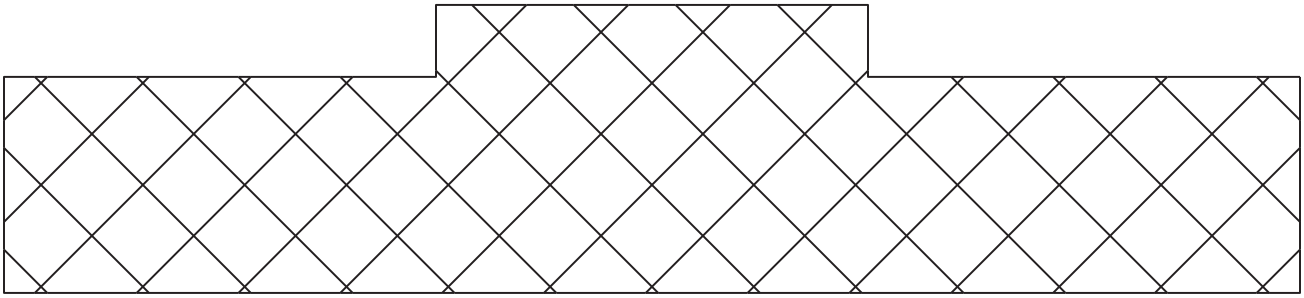

6x6 Diagonal

_____

_____

_____

Project: _____ BSS#: _____

Date: _____

Please Note: Sketch is NOT to scale.

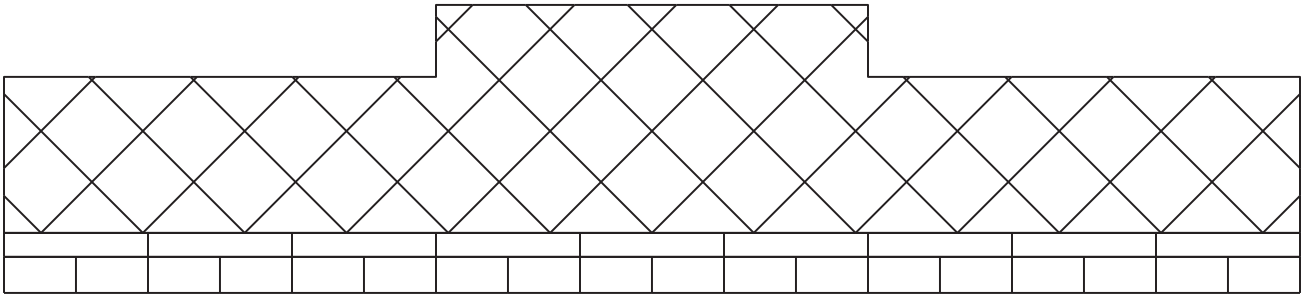

6x6 Diagonal | 2” Liner | 3x6 Straight

_____

_____

_____

Project: _____ BSS#: _____

Date: _____

Please Note: Sketch is NOT to scale.



12x12 Straight

_____

_____

_____

Project: _____ BSS#: _____

Date: _____

Please Note: Sketch is NOT to scale.

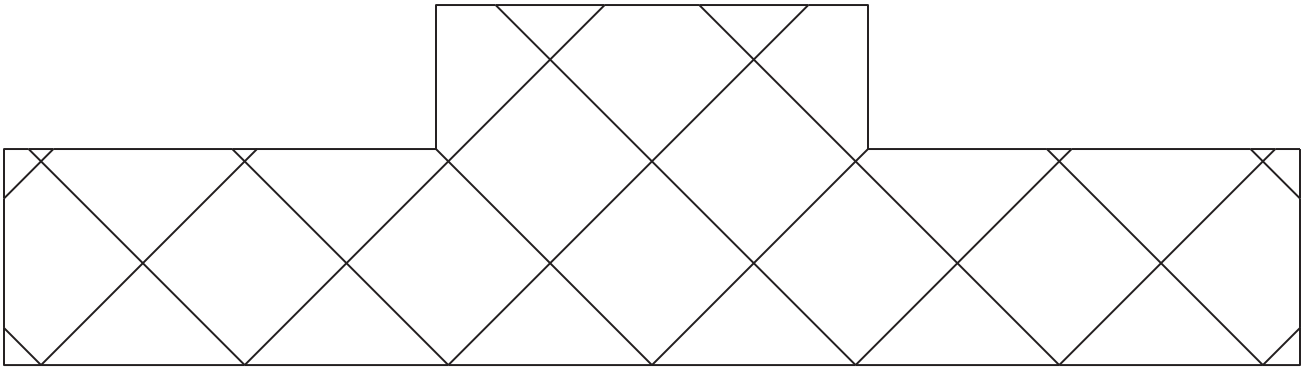

12x12 Diagonal

_____

_____

_____

Project: _____ BSS#: _____

Date: _____

Please Note: Sketch is NOT to scale.



3x6 Brick Joint

_____

_____

_____

Project: _____ BSS#: _____

Date: _____

Please Note: Sketch is NOT to scale.

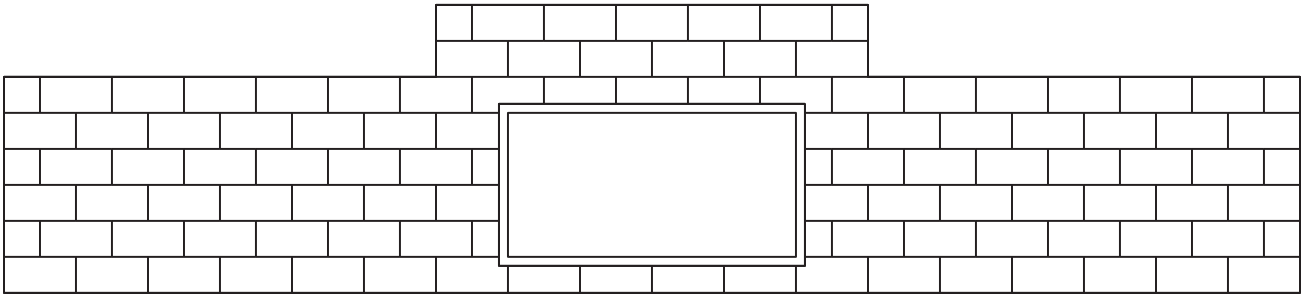

3x6 Brick with Focal

_____

_____

_____

Project: _____ BSS#: _____

Date: _____

Please Note: Sketch is NOT to scale.

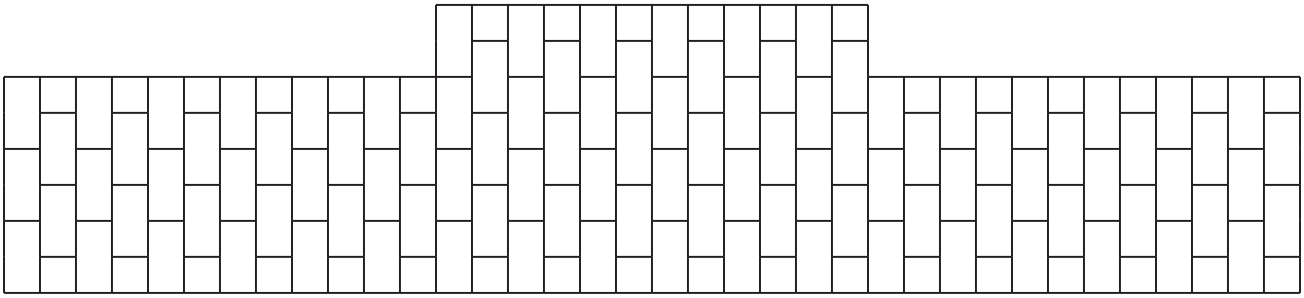

3x6 Vertical Stacked Offset

_____

_____

_____

Project: _____ BSS#: _____

Date: _____

Please Note: Sketch is NOT to scale.



3x6 Vertical Stacked

_____

_____

_____

Project: _____ BSS#: _____

Date: _____

Please Note: Sketch is NOT to scale.

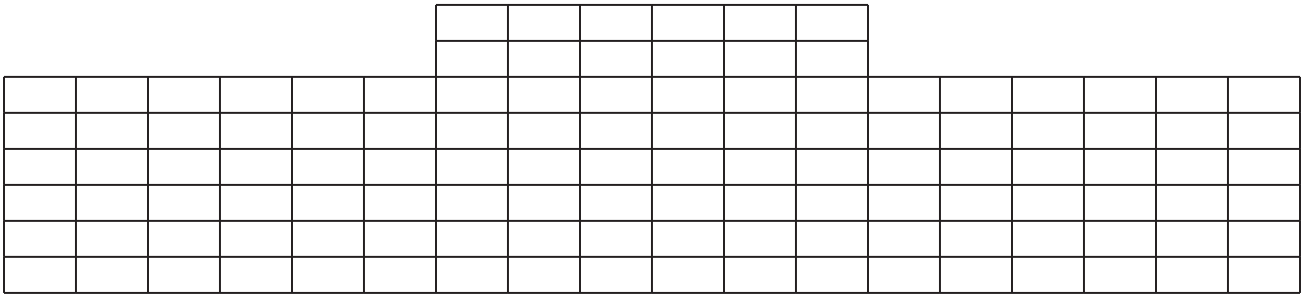

3x6 Horizontal Stacked

_____

_____

_____

Project: _____ BSS#: _____

Date: _____

Please Note: Sketch is NOT to scale.



3x6 Herringbone

_____

_____

_____

Project: _____ BSS#: _____

Date: _____

Please Note: Sketch is NOT to scale.

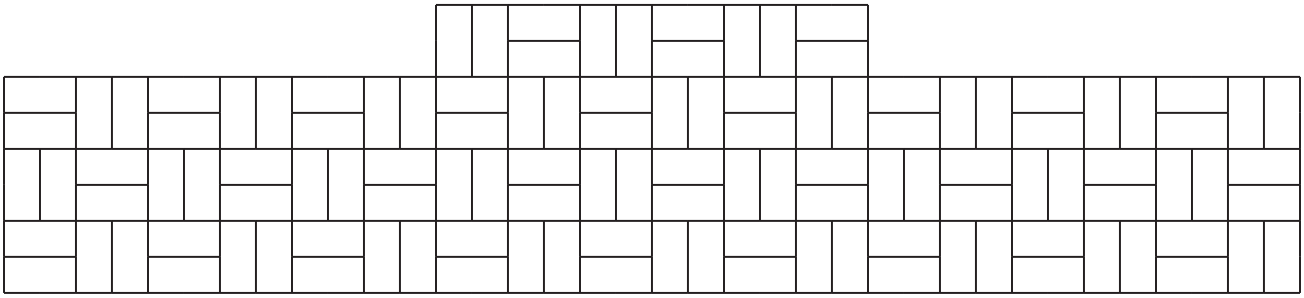

3x6 Basketweave

_____

_____

_____

Project: _____ BSS#: _____

Date: _____

Please Note: Sketch is NOT to scale.

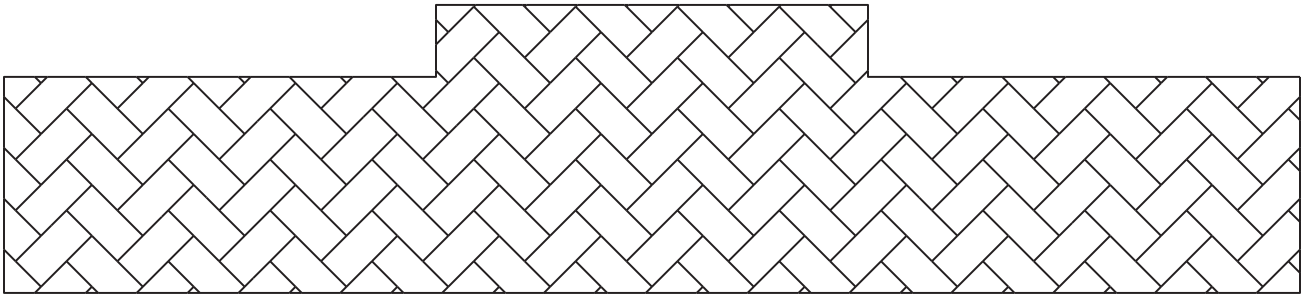

3x6 Herringbone

_____

_____

_____

Project: _____ BSS#: _____

Date: _____

Please Note: Sketch is NOT to scale.



3x12 Brick Joint

_____

_____

_____

Project: _____ BSS#: _____

Date: _____

Please Note: Sketch is NOT to scale.

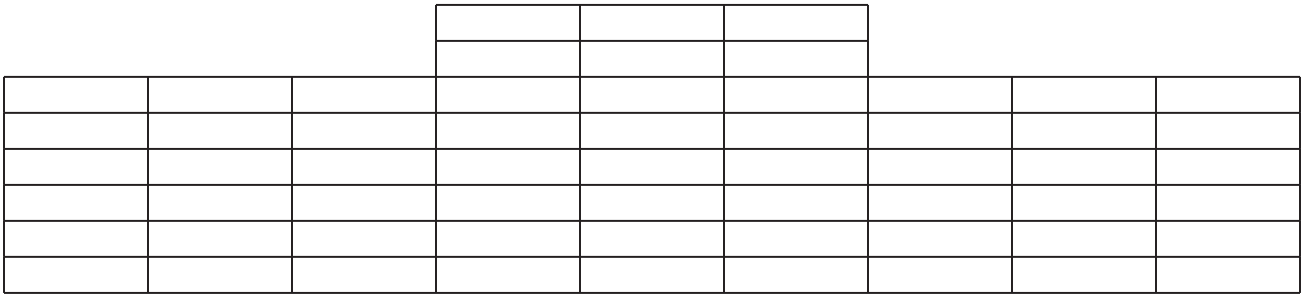

3x12 Horizontal Stacked

_____

_____

_____

Project: _____ BSS#: _____

Date: _____

Please Note: Sketch is NOT to scale.

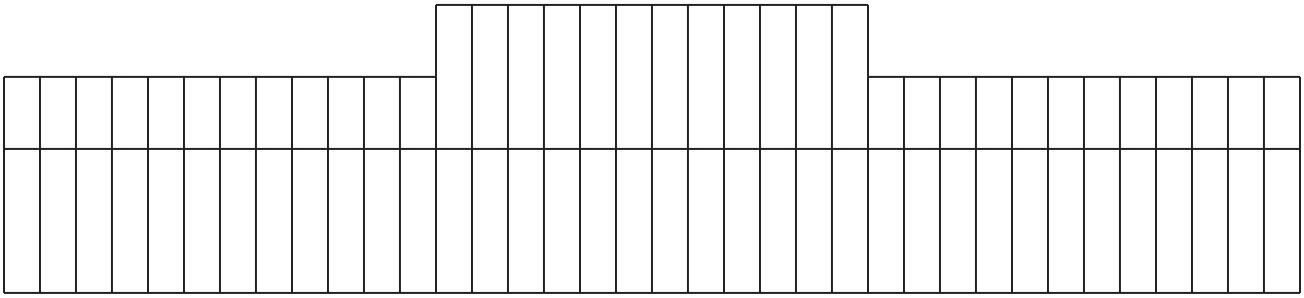

3x12 Vertical Stacked

_____

_____

_____

Project: _____ BSS#: _____

Date: _____

Please Note: Sketch is NOT to scale.

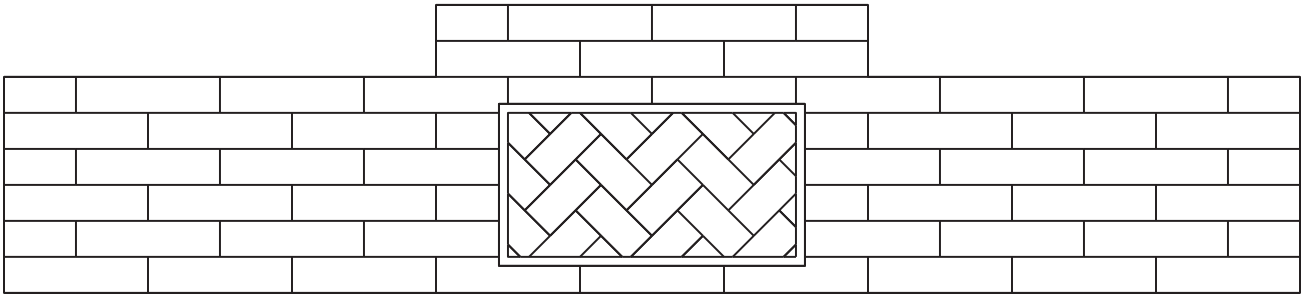

3x12 Brick Joint with Herringbone Focal

_____

_____

_____

Project: _____ BSS#: _____

Date: _____

Please Note: Sketch is NOT to scale.



4x10 Brick Joint

_____

_____

_____

Project: _____ BSS#: _____

Date: _____

Please Note: Sketch is NOT to scale.



4x12 Brick Joint

_____

_____

_____

Project: _____ BSS#: _____

Date: _____

Please Note: Sketch is NOT to scale.

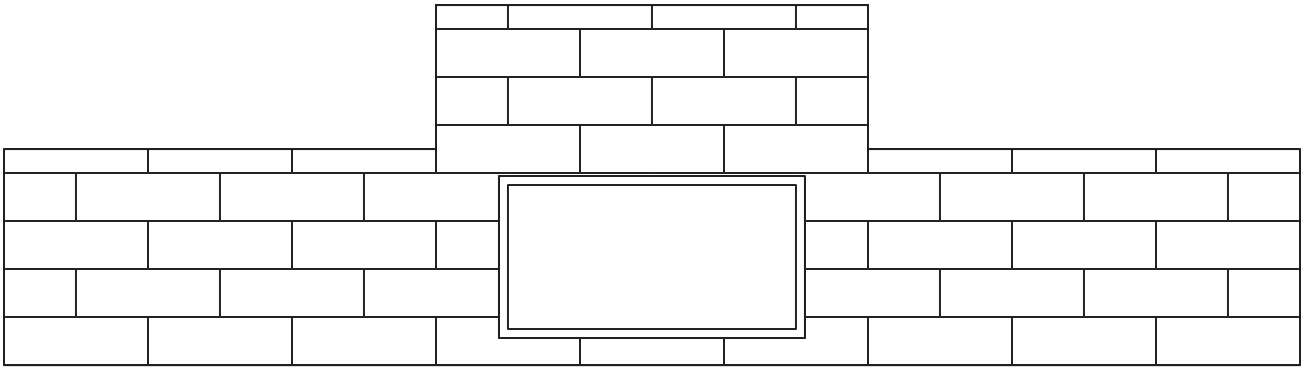

4x12 Brick Joint with Focal

_____

_____

_____

Project: _____ BSS#: _____

Date: _____

Please Note: Sketch is NOT to scale.



4x12 Offset Joint

_____

_____

_____

Project: _____ BSS#: _____

Date: _____

Please Note: Sketch is NOT to scale.

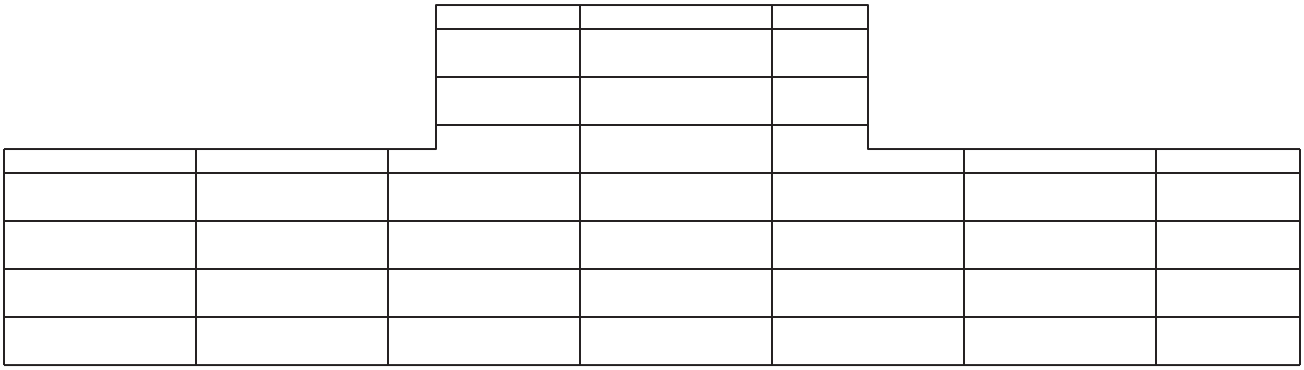

4x16 Horizontal Stacked

Per TCNA (ANSI A108.02): tile over 15" may not be offset more than 33% (1/3) unless the manufacturer specifies otherwise.

_____

_____

_____

Project: _____ BSS#: _____

Date: _____

Please Note: Sketch is NOT to scale.



Herringbone

_____

_____

_____

Project: _____ BSS#: _____

Date: _____

Please Note: Sketch is NOT to scale.



2.5x10.5 (or 3x10) Offset Joint

_____

_____

_____

Project: _____ BSS#: _____

Date: _____

Please Note: Sketch is NOT to scale.

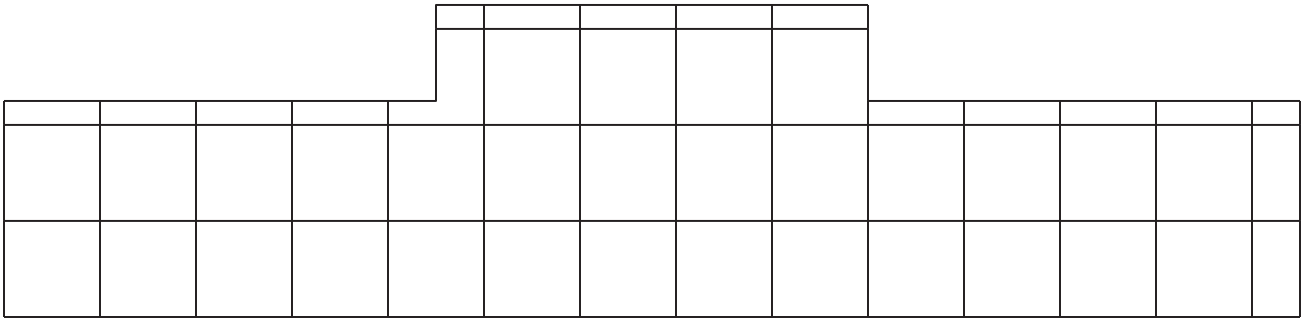

8x8 Straight

_____

_____

_____

Project: _____ BSS#: _____

Date: _____

Please Note: Sketch is NOT to scale.

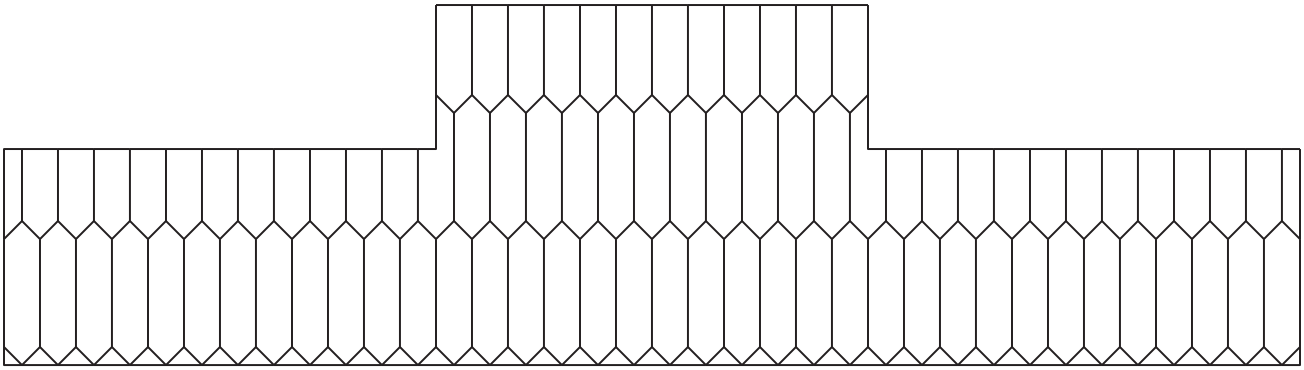

Picket Vertical

_____

_____

_____

Project: _____ BSS#: _____

Date: _____

Please Note: Sketch is NOT to scale.

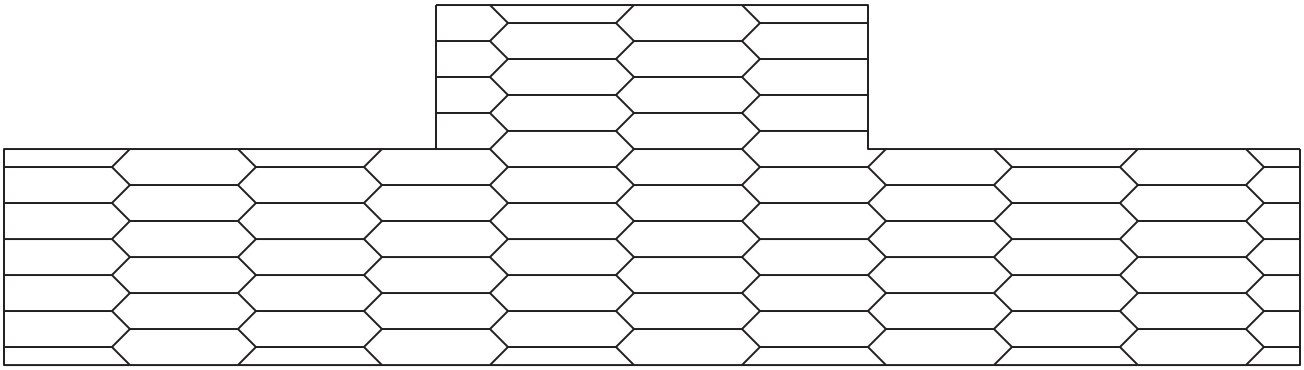

Picket Horizontal

_____

_____

_____

Project: _____ BSS#: _____

Date: _____

Please Note: Sketch is NOT to scale.



Chevron 1

_____

_____

_____

Project: _____ BSS#: _____

Date: _____

Please Note: Sketch is NOT to scale.



Chevron 2

_____

_____

_____

Project: _____ BSS#: _____

Date: _____

Please Note: Sketch is NOT to scale.

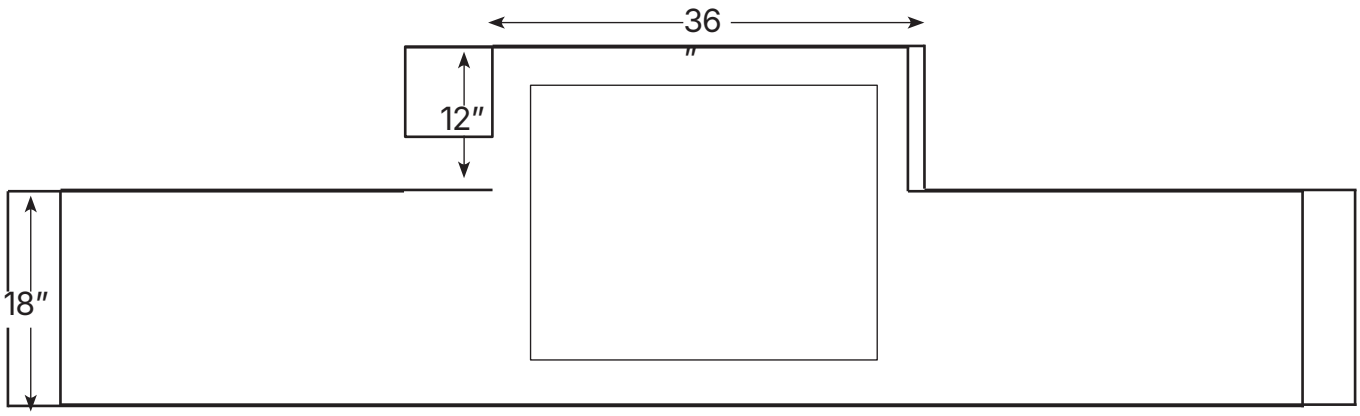

_____

_____

_____

Project: _____ BSS#: _____

Date: _____

Please Note: Sketch is NOT to scale.

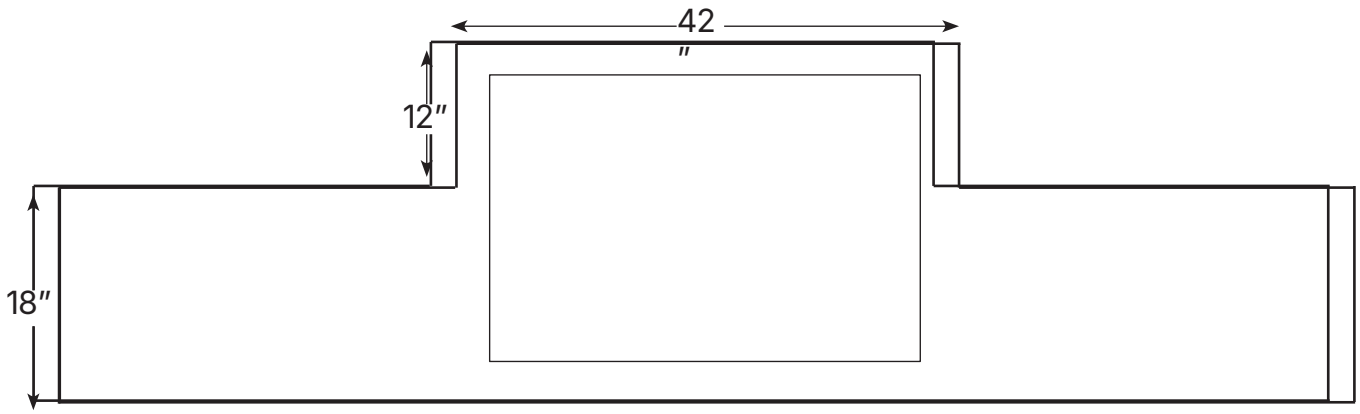

_____

_____

_____

Project: _____ BSS#: _____

Date: _____

Please Note: Sketch is NOT to scale.

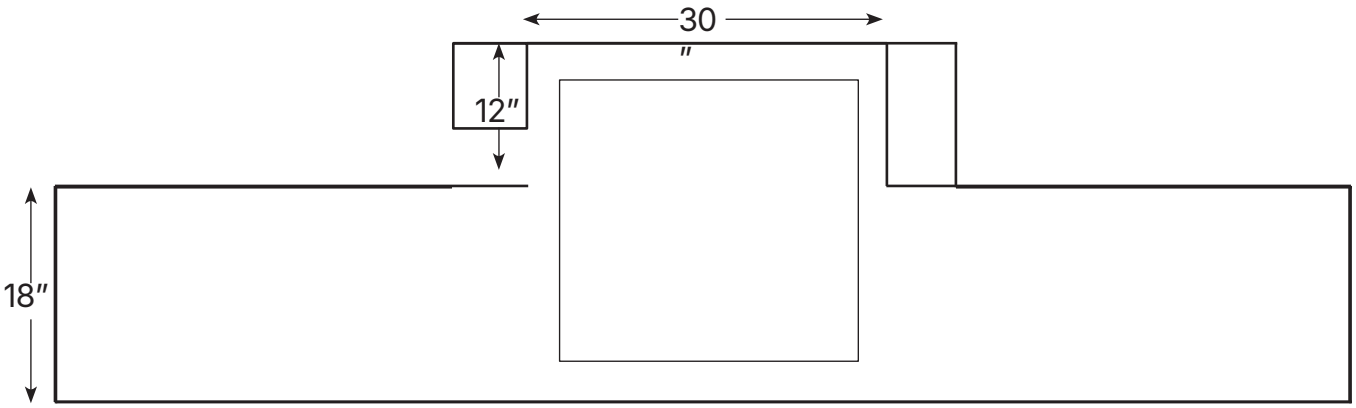

_____

_____

_____

Project: _____ BSS#: _____

Date: _____

Please Note: Sketch is NOT to scale.

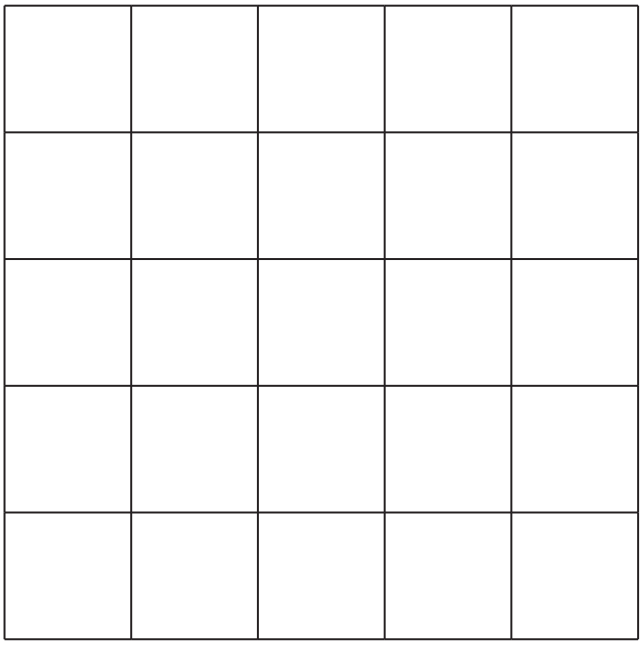

Square Tile Straight

_____

_____

Project: _____ BSS#: _____

Date: _____

Please Note: Sketch is NOT to scale.



Square Tile Diagonal

_____

_____

Project: _____ BSS#: _____

Date: _____

Please Note: Sketch is NOT to scale.

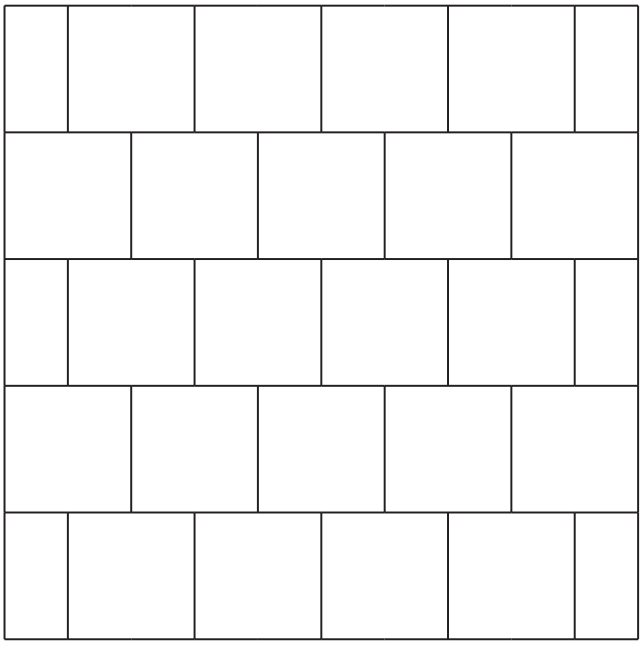

Any Square Tile

_____

_____

Project: _____ BSS#: _____

Date: _____

Please Note: Sketch is NOT to scale.



8x12

_____

_____

Project: _____ BSS#: _____

Date: _____

Please Note: Sketch is NOT to scale.



3x6 or 4x8 or 6x12

_____

_____

Project: _____ BSS#: _____

Date: _____

Please Note: Sketch is NOT to scale.



6x12 or 12x24

Per TCNA (ANSI A108.02): tile over 15" may not be offset more than 33% (1/3) unless the manufacturer specifies otherwise.

Project: _____ BSS#: _____

Date: _____

Please Note: Sketch is NOT to scale.



6x24 1/3 zipper stagger

Per TCNA (ANSI A108.02): tile over 15" may not be offset more than 33% (1/3) unless the manufacturer specifies otherwise.

Project: _____ BSS#: _____

Date: _____

Please Note: Sketch is NOT to scale.



6x24 1/3 stairstep stagger

Per TCNA (ANSI A108.02): tile over 15" may not be offset more than 33% (1/3) unless the manufacturer specifies otherwise.

Project: _____ BSS#: _____

Date: _____

Please Note: Sketch is NOT to scale.

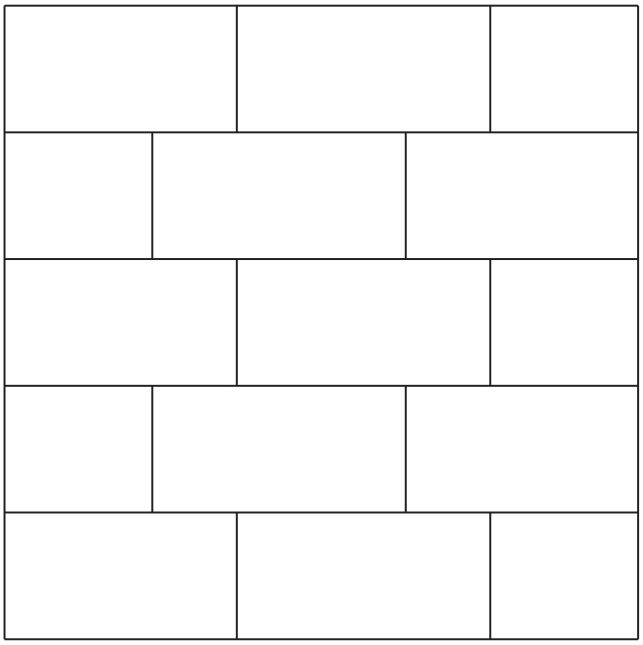

12x24 1/3 zipper stagger

Per TCNA (ANSI A108.02): tile over 15" may not be offset more than 33% (1/3) unless the manufacturer specifies otherwise.

Project: _____ BSS#: _____

Date: _____

Please Note: Sketch is NOT to scale.



12x24 1/3 stairstep stagger

Per TCNA (ANSI A108.02): tile over 15" may not be offset more than 33% (1/3) unless the manufacturer specifies otherwise.

Project: _____ BSS#: _____

Date: _____

Please Note: Sketch is NOT to scale.



6x24

Per TCNA (ANSI A108.02): tile over 15" may not be offset more than 33% (1/3) unless the manufacturer specifies otherwise.

Project: _____ BSS#: _____

Date: _____

Please Note: Sketch is NOT to scale.



6x24

Per TCNA (ANSI A108.02): tile over 15" may not be offset more than 33% (1/3) unless the manufacturer specifies otherwise.

Project: _____ BSS#: _____

Date: _____

Please Note: Sketch is NOT to scale.



3x12 or 6x24

Per TCNA (ANSI A108.02): tile over 15" may not be offset more than 33% (1/3) unless the manufacturer specifies otherwise.

Project: _____ BSS#: _____

Date: _____

Please Note: Sketch is NOT to scale.



3x12 or 6x24

Per TCNA (ANSI A108.02): tile over 15" may not be offset more than 33% (1/3) unless the manufacturer specifies otherwise.

Project: _____ BSS#: _____

Date: _____

Please Note: Sketch is NOT to scale.



4x12

_____

_____

Project: _____ BSS#: _____

Date: _____

Please Note: Sketch is NOT to scale.



4x12

_____

_____

Project: _____ BSS#: _____

Date: _____

Please Note: Sketch is NOT to scale.



4x8 or 6x12 or 12x24

Per TCNA (ANSI A108.02): tile over 15" may not be offset more than 33% (1/3) unless the manufacturer specifies otherwise.

Project: _____ BSS#: _____

Date: _____

Please Note: Sketch is NOT to scale.



4x8 or 6x12 or 12x24

Per TCNA (ANSI A108.02): tile over 15" may not be offset more than 33% (1/3) unless the manufacturer specifies otherwise.

Project: _____ BSS#: _____

Date: _____

Please Note: Sketch is NOT to scale.



6x6 (7%), 12x12 (29%) and 18x18 (64%)

Per TCNA (ANSI A108.02): tile over 15" may not be offset more than 33% (1/3) unless the manufacturer specifies otherwise.

Project: _____ BSS#: _____

Date: _____

Please Note: Sketch is NOT to scale.

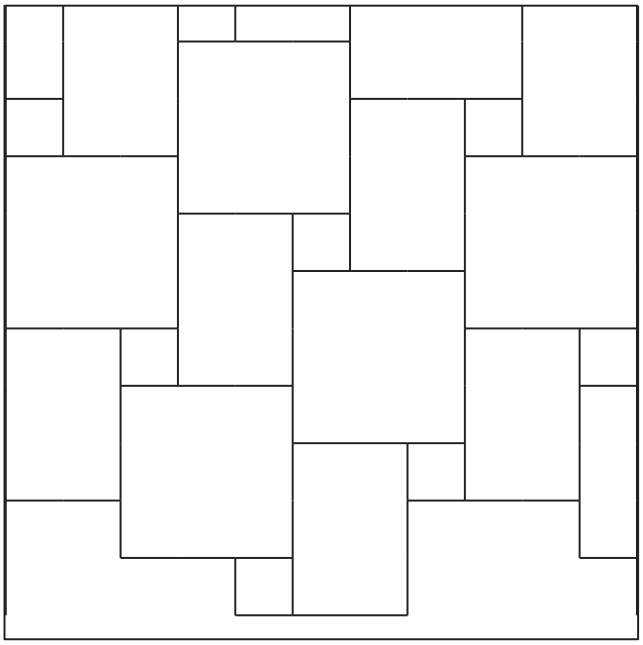

6x6 (6%), 12x12 (38%) and 18x18 (56%)

Per TCNA (ANSI A108.02): tile over 15" may not be offset more than 33% (1/3) unless the manufacturer specifies otherwise.

Project: _____ BSS#: _____

Date: _____

Please Note: Sketch is NOT to scale.

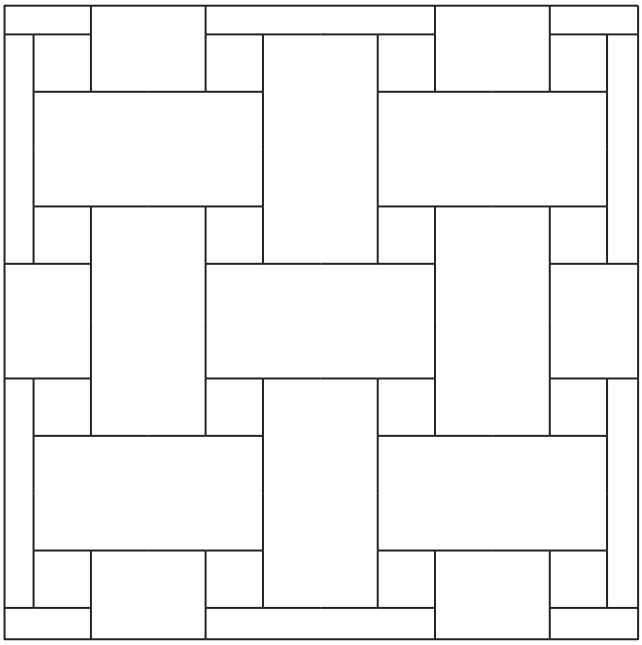

6x6 (11.1%) and 12x24 (89.9%)

Per TCNA (ANSI A108.02): tile over 15" may not be offset more than 33% (1/3) unless the manufacturer specifies otherwise.

Project: _____ BSS#: _____

Date: _____

Please Note: Sketch is NOT to scale.



1x1 (.7%) and 12x12 (93%)

_____

_____

Project: _____ BSS#: _____

Date: _____

Please Note: Sketch is NOT to scale.

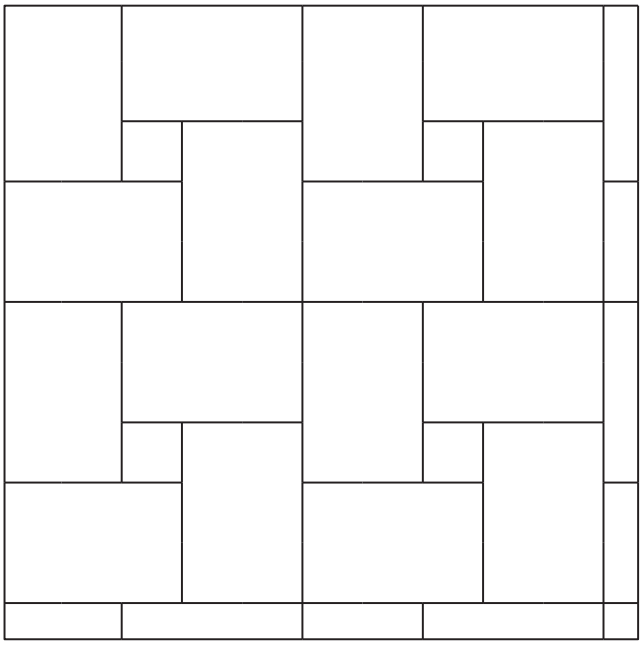

6x6 (4%) and 12x18 (96%)

Per TCNA (ANSI A108.02): tile over 15" may not be offset more than 33% (1/3) unless the manufacturer specifies otherwise.

Project: _____ BSS#: _____

Date: _____

Please Note: Sketch is NOT to scale.



6x6 (20%) and 12x12 (80%)

_____

_____

Project: _____ BSS#: _____

Date: _____

Please Note: Sketch is NOT to scale.

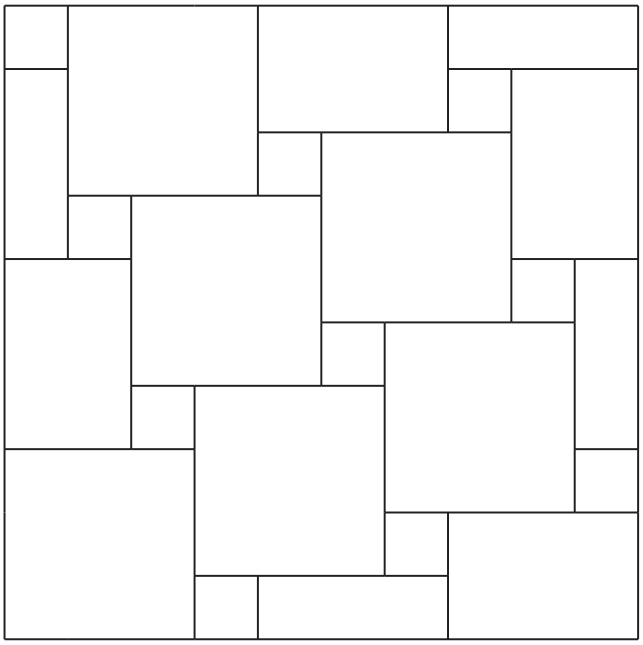

6x6 (10%) and 18x18 (90%)

Per TCNA (ANSI A108.02): tile over 15" may not be offset more than 33% (1/3) unless the manufacturer specifies otherwise.

Project: _____ BSS#: _____

Date: _____

Please Note: Sketch is NOT to scale.

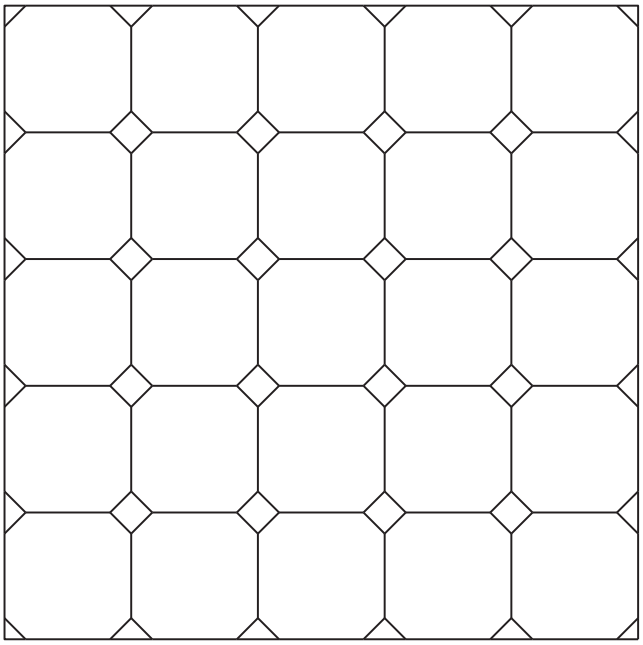

4x4 (8%) and 12x12 (100%)

_____

_____

Project: _____ BSS#: _____

Date: _____

Please Note: Sketch is NOT to scale.

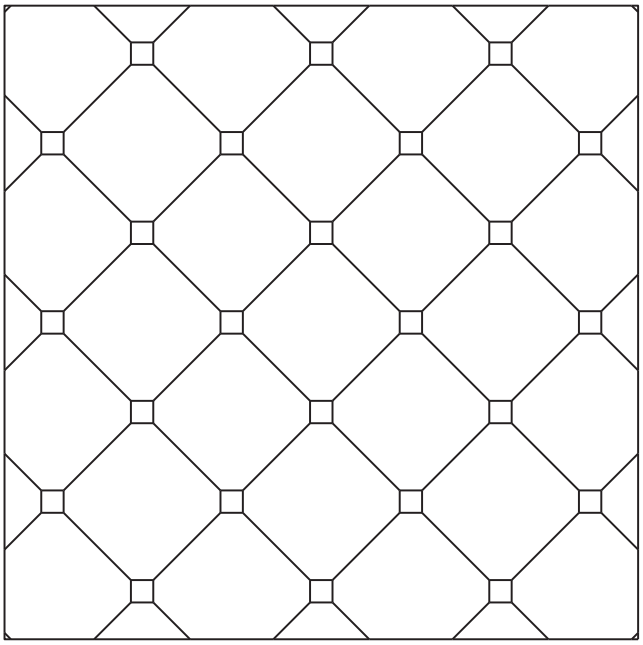

3x3 (<1%) and 12x12 (100%)

_____

_____

Project: _____ BSS#: _____

Date: _____

Please Note: Sketch is NOT to scale.

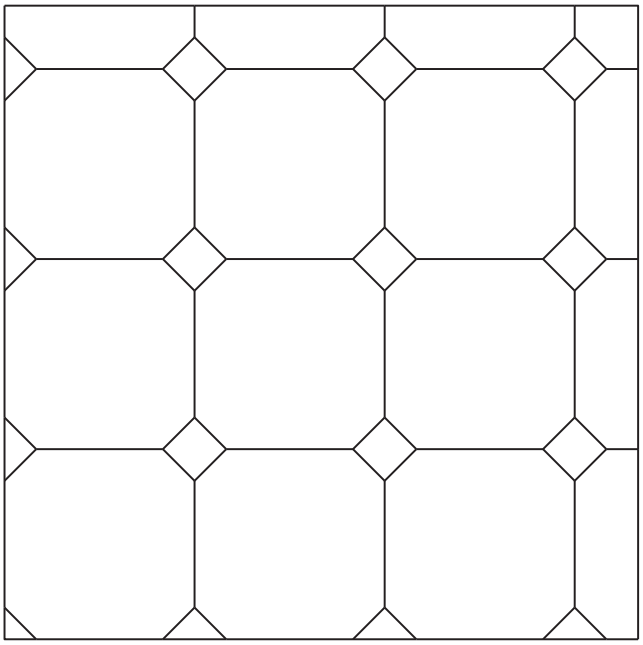

6x6 (3%) and 18x18 (100%)

Per TCNA (ANSI A108.02): tile over 15" may not be offset more than 33% (1/3) unless the manufacturer specifies otherwise.

Project: _____ BSS#: _____

Date: _____

Please Note: Sketch is NOT to scale.

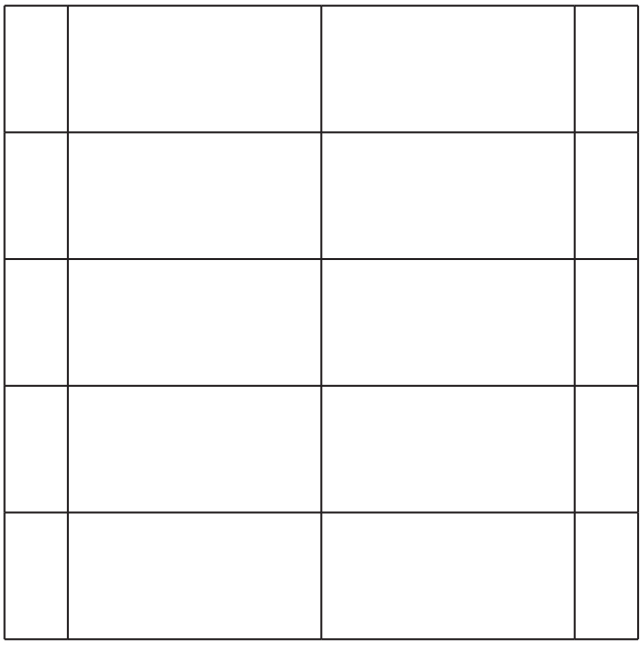

12x24 straight

Per TCNA (ANSI A108.02): tile over 15" may not be offset more than 33% (1/3) unless the manufacturer specifies otherwise.

Project: _____ BSS#: _____

Date: _____

Please Note: Sketch is NOT to scale.



6x36 random stagger

Per TCNA (ANSI A108.02): tile over 15" may not be offset more than 33% (1/3) unless the manufacturer specifies otherwise.

Project: _____ BSS#: _____

Date: _____

Please Note: Sketch is NOT to scale.

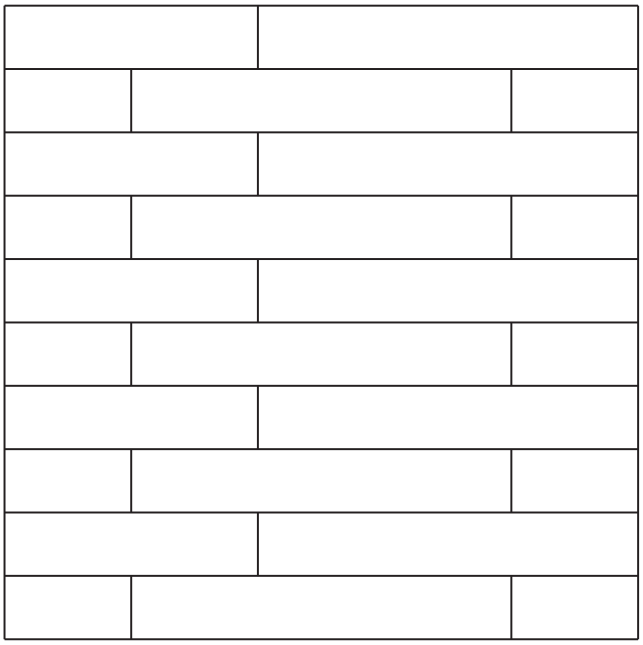

6x36 1/3 zipper stagger

Per TCNA (ANSI A108.02): tile over 15" may not be offset more than 33% (1/3) unless the manufacturer specifies otherwise.

Project: _____ BSS#: _____

Date: _____

Please Note: Sketch is NOT to scale.



6x36 1/3 stairstep stagger

Per TCNA (ANSI A108.02): tile over 15" may not be offset more than 33% (1/3) unless the manufacturer specifies otherwise.

Project: _____ BSS#: _____

Date: _____

Please Note: Sketch is NOT to scale.



3x6 Basketweave

_____

_____

Project: _____ BSS#: _____

Date: _____

Please Note: Sketch is NOT to scale.

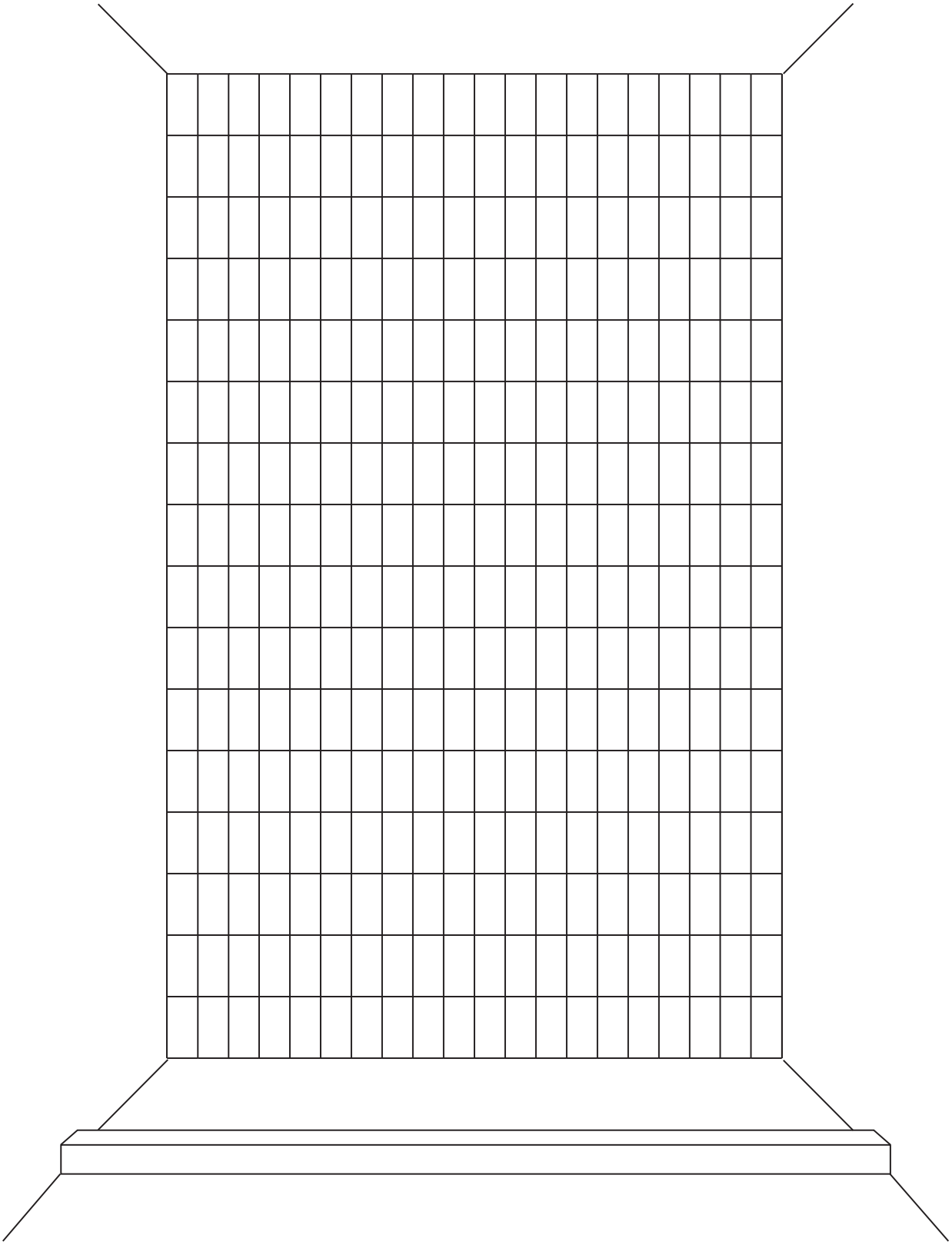

3x6 Vertical Stacked

_____

_____

Project: _____ BSS#: _____

Date: _____

Please Note: Sketch is NOT to scale.

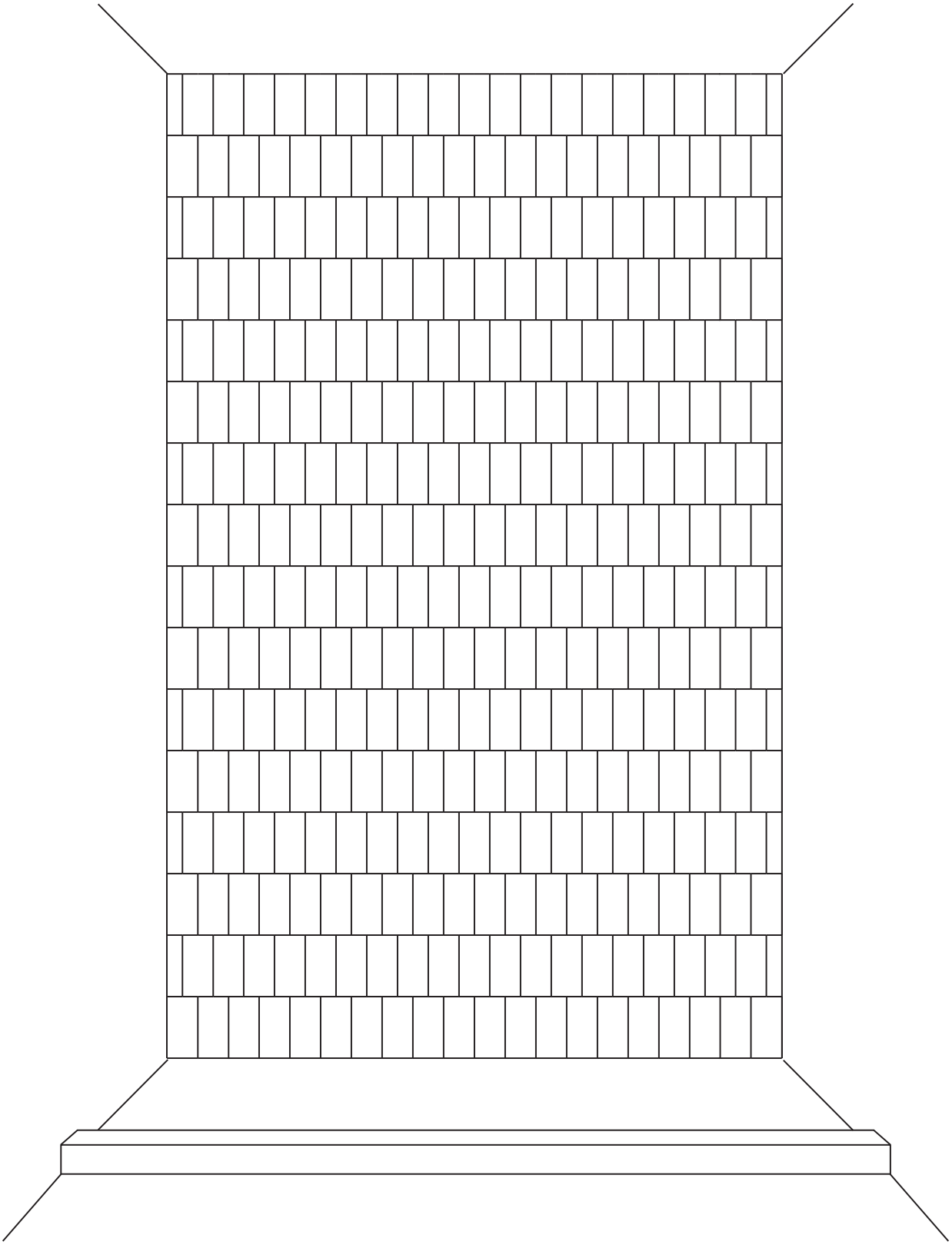

3x6 Vertical Stacked Offset

_____

_____

Project: _____ BSS#: _____

Date: _____

Please Note: Sketch is NOT to scale.



3x6 Vertical Brick

_____

_____

Project: _____ BSS#: _____

Date: _____

Please Note: Sketch is NOT to scale.



3x6 Horizontal Stacked

_____

_____

Project: _____ BSS#: _____

Date: _____

Please Note: Sketch is NOT to scale.



3x6 Horizontal Brick

_____

_____

Project: _____ BSS#: _____

Date: _____

Please Note: Sketch is NOT to scale.



3x6 Horizontal 1/3 Offset Stairstep

_____

_____

Project: _____ BSS#: _____

Date: _____

Please Note: Sketch is NOT to scale.



3x6 Horizontal 1/3 Broken Joint

_____

_____

Project: _____ BSS#: _____

Date: _____

Please Note: Sketch is NOT to scale.



3x6 Herringbone

_____

_____

Project: _____ BSS#: _____

Date: _____

Please Note: Sketch is NOT to scale.



3x6 Herringbone Straight

_____

_____

Project: _____ BSS#: _____

Date: _____

Please Note: Sketch is NOT to scale.



3x6 Herringbone, 3” Liner, 3x6 Brick

_____

_____

Project: _____ BSS#: _____

Date: _____

Please Note: Sketch is NOT to scale.



2.5x10.5 Herringbone

_____

_____

Project: _____ BSS#: _____

Date: _____

Please Note: Sketch is NOT to scale.

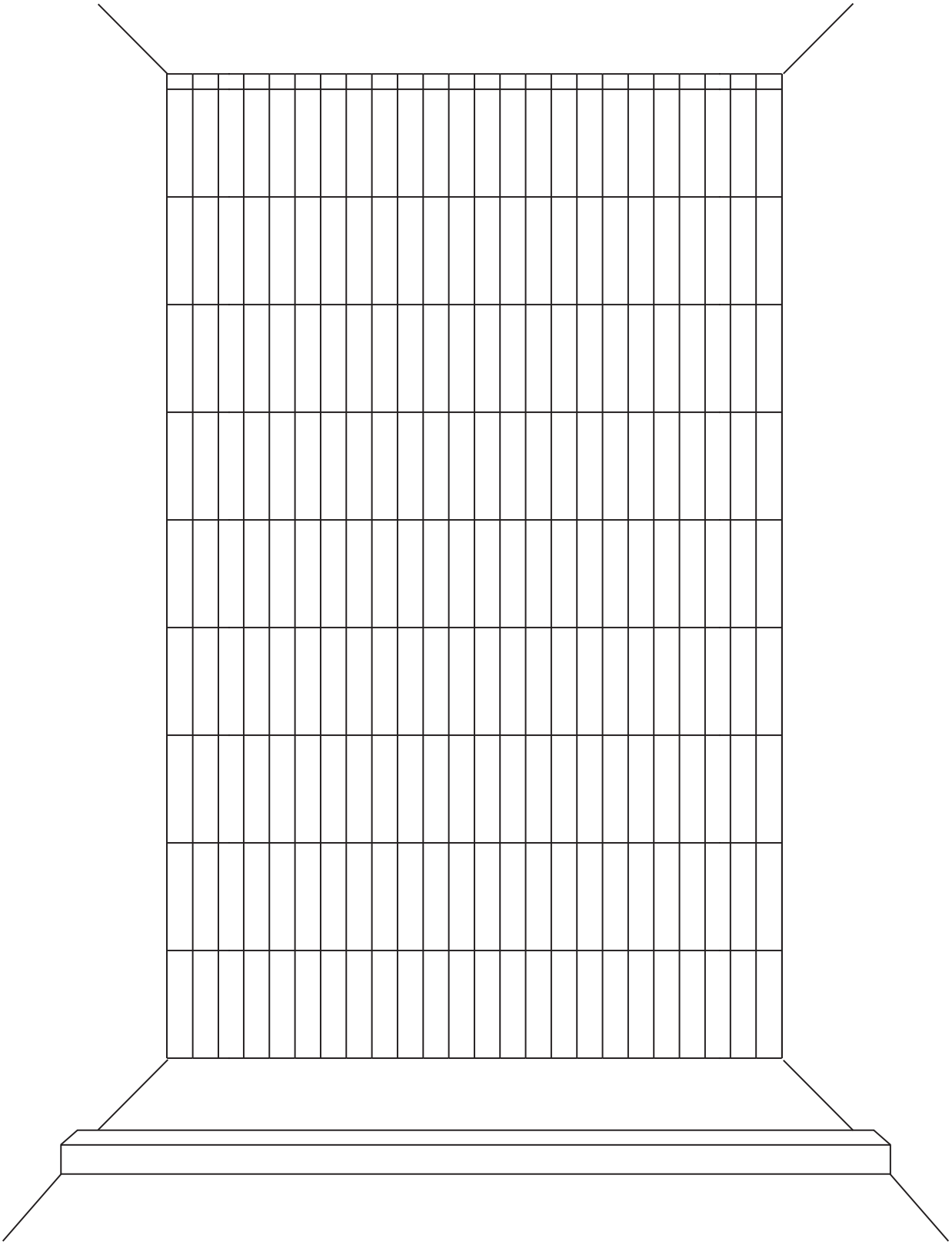

2.5x10.5 Vertical Stacked

_____

_____

Project: _____ BSS#: _____

Date: _____

Please Note: Sketch is NOT to scale.



2.5x10.5 Vertical Brick

_____

_____

Project: _____ BSS#: _____

Date: _____

Please Note: Sketch is NOT to scale.



2.5x10.5 Horizontal Stacked

_____

_____

Project: _____ BSS#: _____

Date: _____

Please Note: Sketch is NOT to scale.



2.5x10.5 Horizontal Brick

_____

_____

Project: _____ BSS#: _____

Date: _____

Please Note: Sketch is NOT to scale.

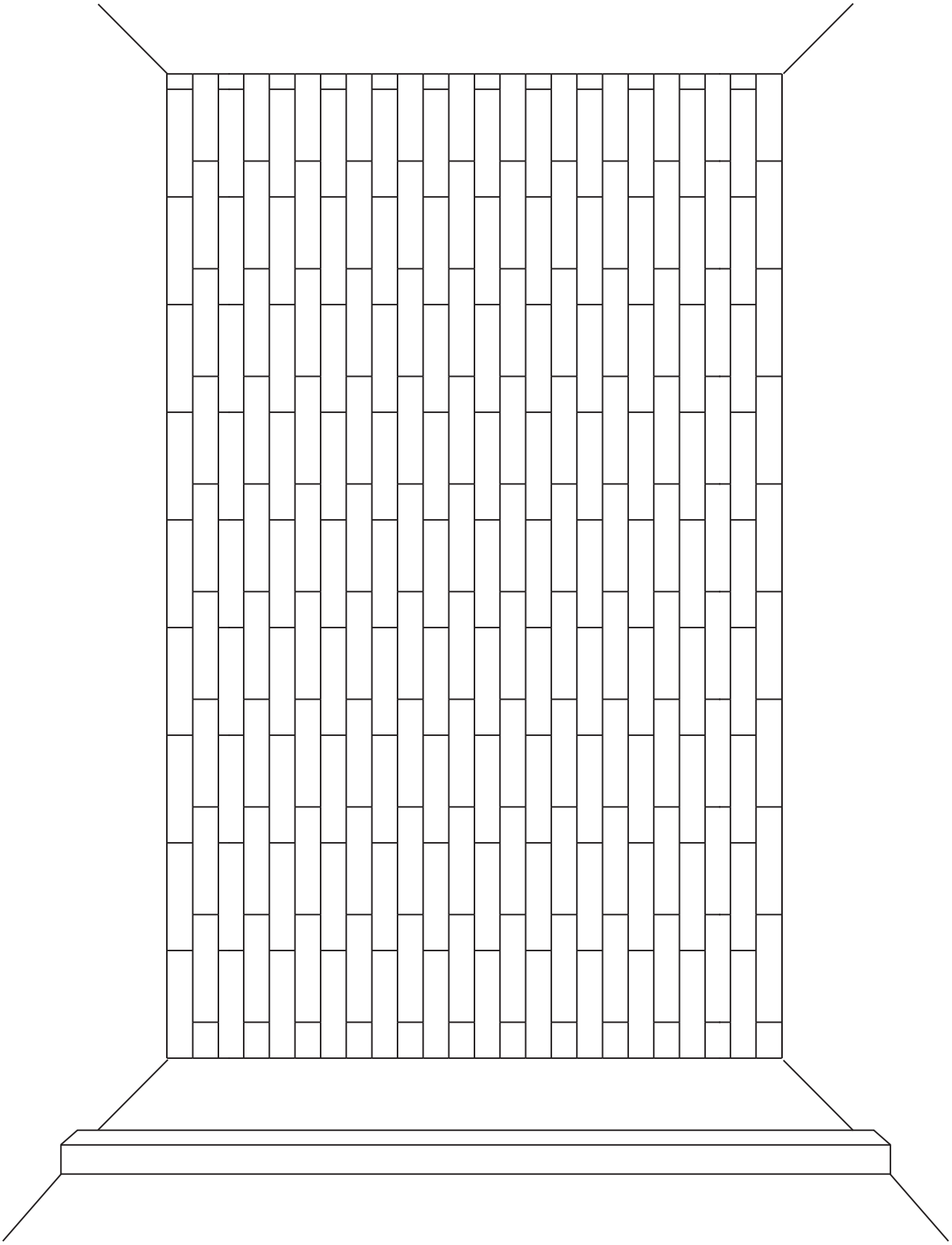

2.5x10.5 Vertical 1/3 Offset

_____

_____

Project: _____ BSS#: _____

Date: _____

Please Note: Sketch is NOT to scale.



2.5x10.5 Horizontal 1/3 Offset

_____

_____

Project: _____ BSS#: _____

Date: _____

Please Note: Sketch is NOT to scale.

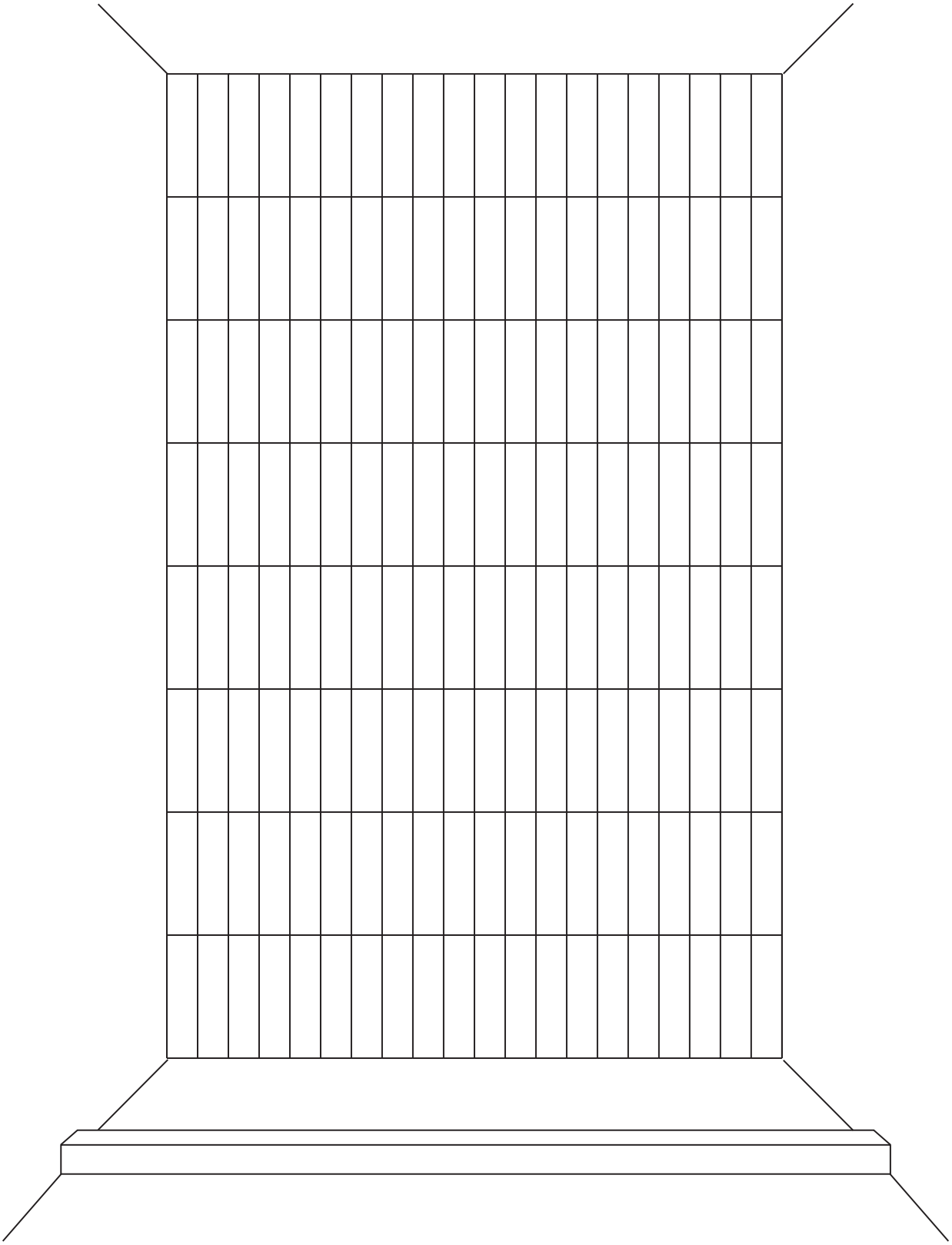

3x12 Vertical Stacked

_____

_____

Project: _____ BSS#: _____

Date: _____

Please Note: Sketch is NOT to scale.



3x12 Vertical Brick

_____

_____

Project: _____ BSS#: _____

Date: _____

Please Note: Sketch is NOT to scale.



3x12 Horizontal Stacked

_____

_____

Project: _____ BSS#: _____

Date: _____

Please Note: Sketch is NOT to scale.



3x12 Horizontal Brick

_____

_____

Project: _____ BSS#: _____

Date: _____

Please Note: Sketch is NOT to scale.



3x12 Horizontal 1/3 Stairstep Offset

_____

_____

Project: _____ BSS#: _____

Date: _____

Please Note: Sketch is NOT to scale.

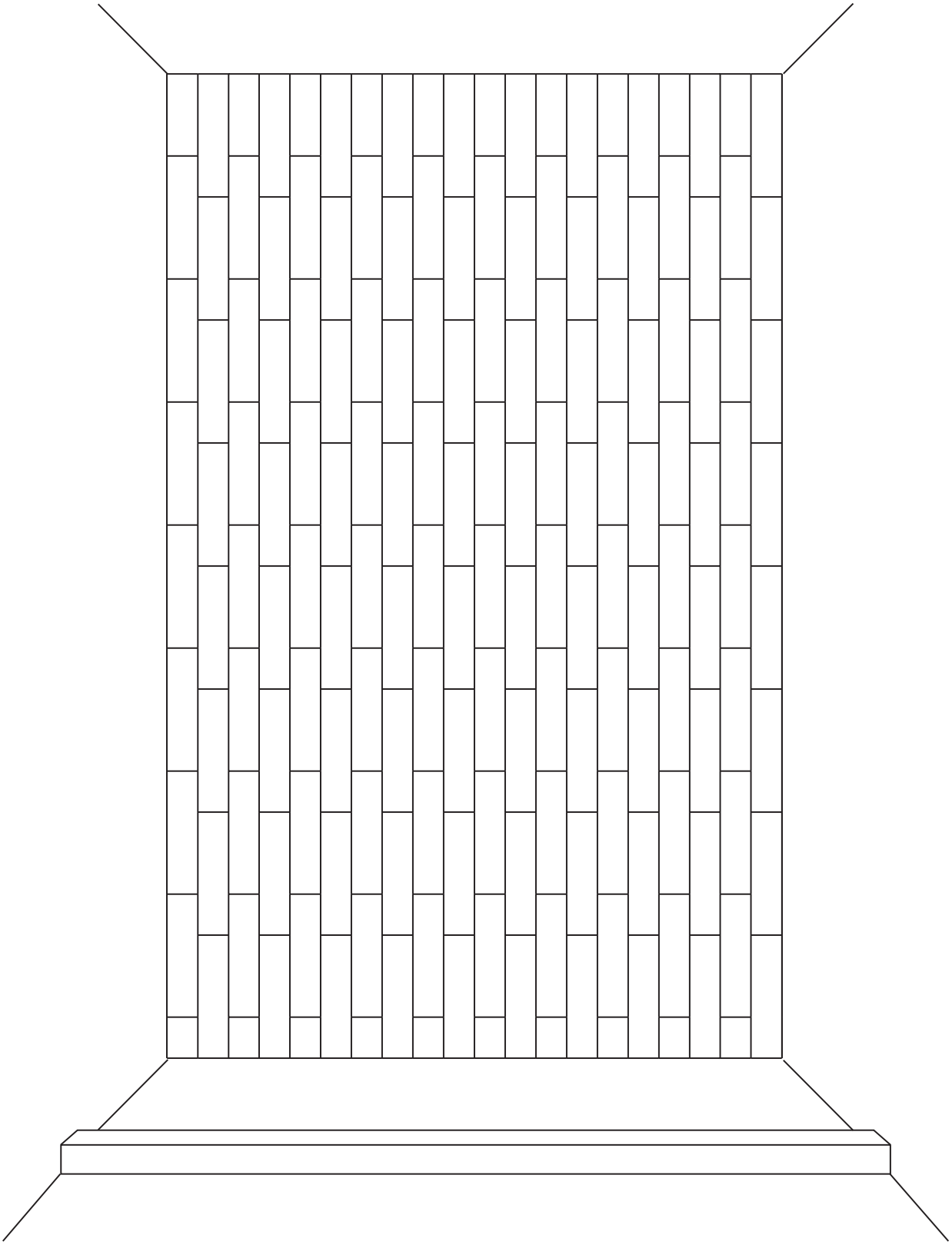

3x12 Vertical 1/3 Offset

_____

_____

Project: _____ BSS#: _____

Date: _____

Please Note: Sketch is NOT to scale.



3x12 Horizontal 1/3 Offset

_____

_____

Project: _____ BSS#: _____

Date: _____

Please Note: Sketch is NOT to scale.

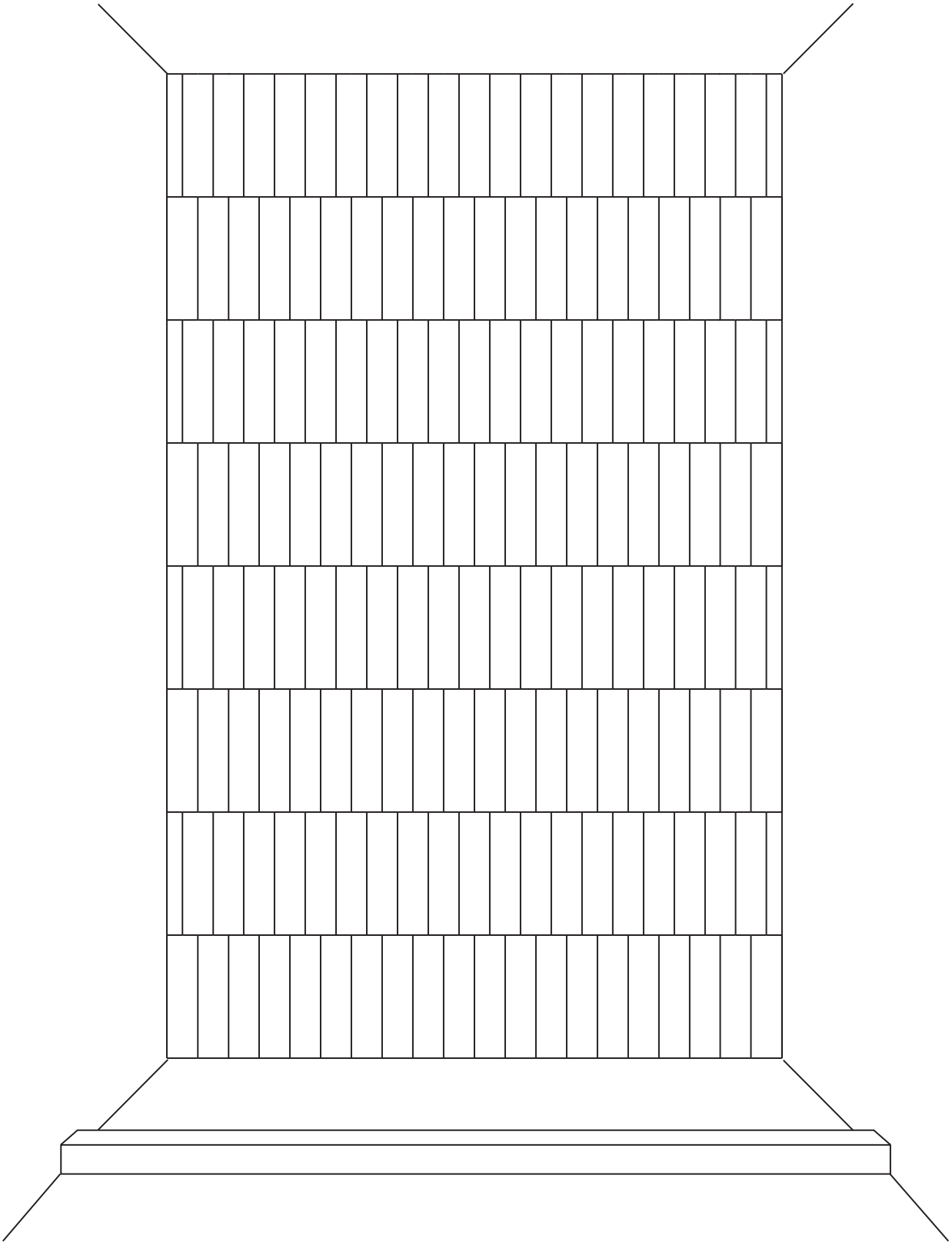

3x12 Vertical Stacked Offset

_____

_____

Project: _____ BSS#: _____

Date: _____

Please Note: Sketch is NOT to scale.



3x12 Vertical & Horizontal

_____

_____

Project: _____ BSS#: _____

Date: _____

Please Note: Sketch is NOT to scale.



3x12 Vertical & Horizontal

_____

_____

Project: _____ BSS#: _____

Date: _____

Please Note: Sketch is NOT to scale.



3x12 Herringbone

_____

_____

Project: _____ BSS#: _____

Date: _____

Please Note: Sketch is NOT to scale.



3x12 Herringbone Straight

_____

_____

Project: _____ BSS#: _____

Date: _____

Please Note: Sketch is NOT to scale.

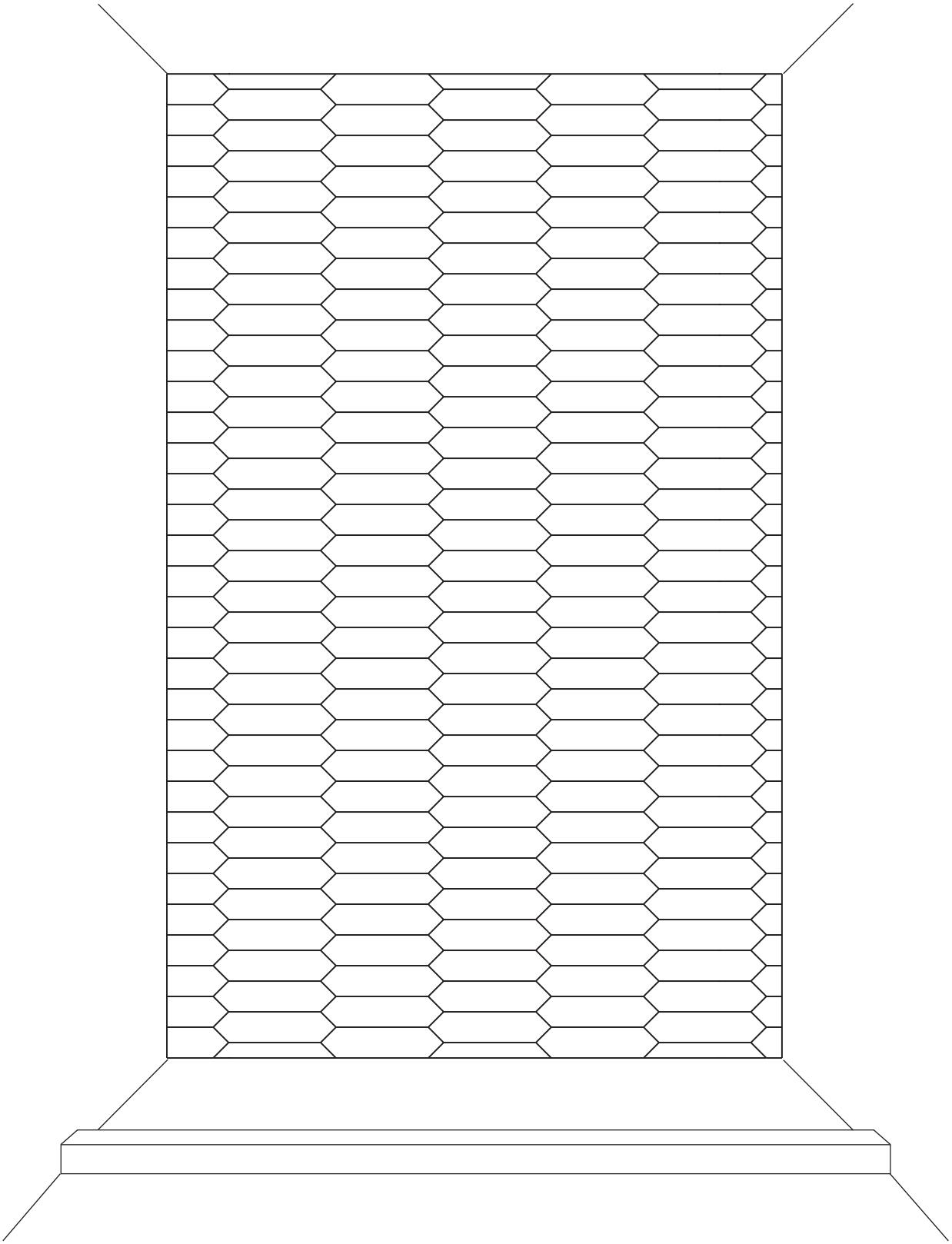

3x12 Picket Horizontal

_____

_____

Project: _____ BSS#: _____

Date: _____

Please Note: Sketch is NOT to scale.



3x12 Picket Vertical

_____

_____

Project: _____ BSS#: _____

Date: _____

Please Note: Sketch is NOT to scale.

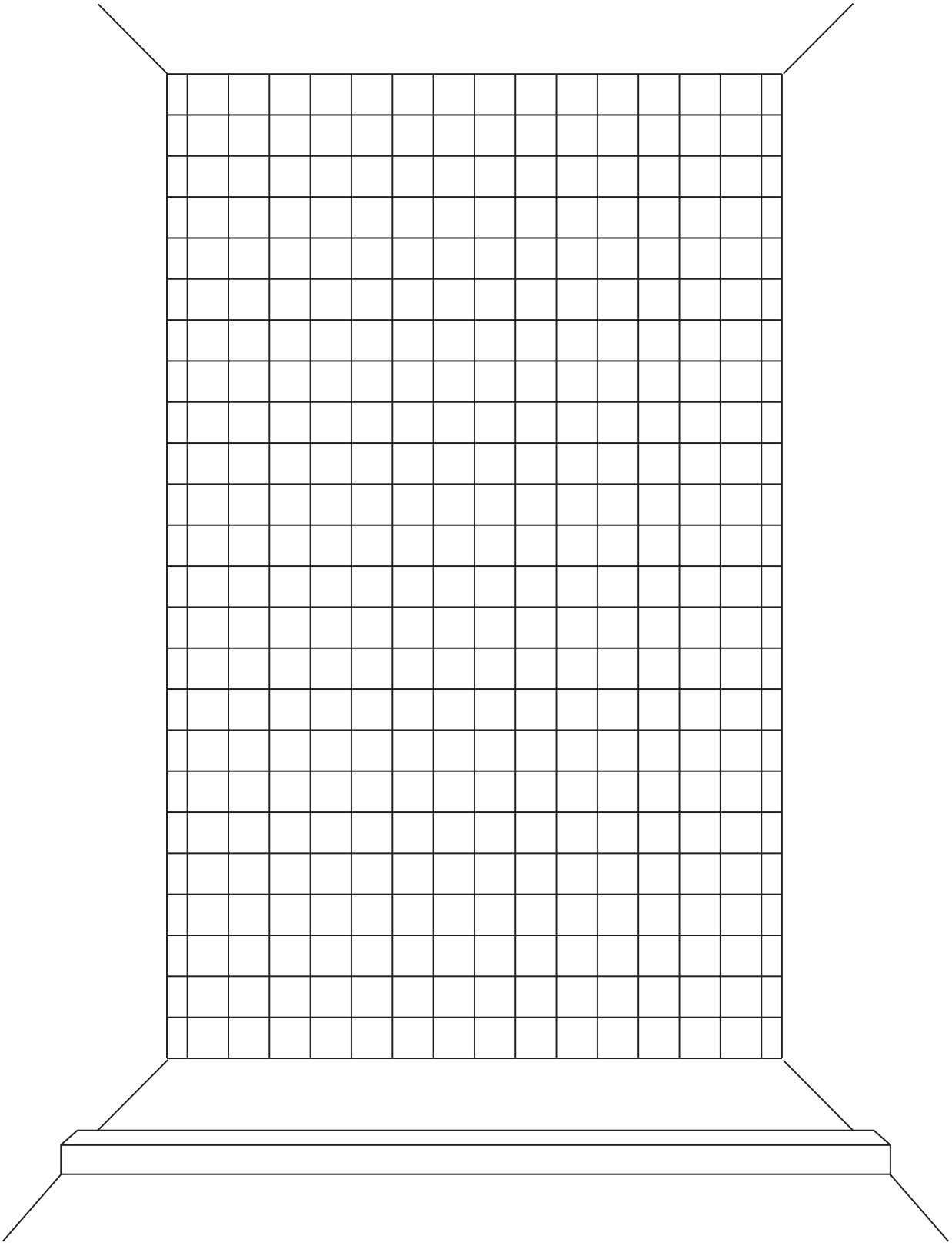

4x4 Straight

_____

_____

Project: _____ BSS#: _____

Date: _____

Please Note: Sketch is NOT to scale.



4x4 Diagonal

_____

_____

Project: _____ BSS#: _____

Date: _____

Please Note: Sketch is NOT to scale.



4x10 Brick

_____

_____

Project: _____ BSS#: _____

Date: _____

Please Note: Sketch is NOT to scale.



4x10 Herringbone

_____

_____

Project: _____ BSS#: _____

Date: _____

Please Note: Sketch is NOT to scale.

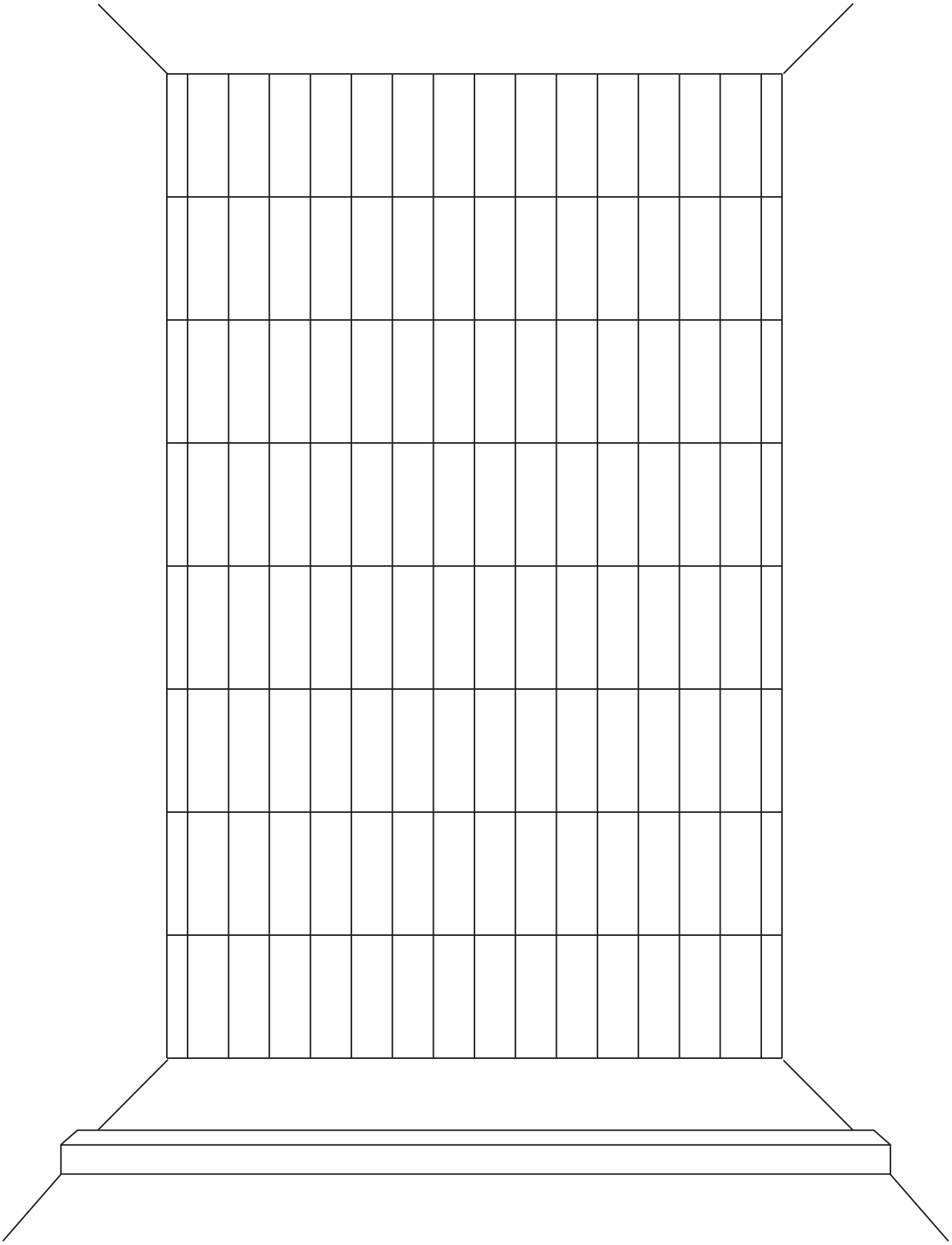

4x12 Vertical Stacked

_____

_____

Project: _____ BSS#: _____

Date: _____

Please Note: Sketch is NOT to scale.



4x12 Horizontal Stacked

_____

_____

Project: _____ BSS#: _____

Date: _____

Please Note: Sketch is NOT to scale.

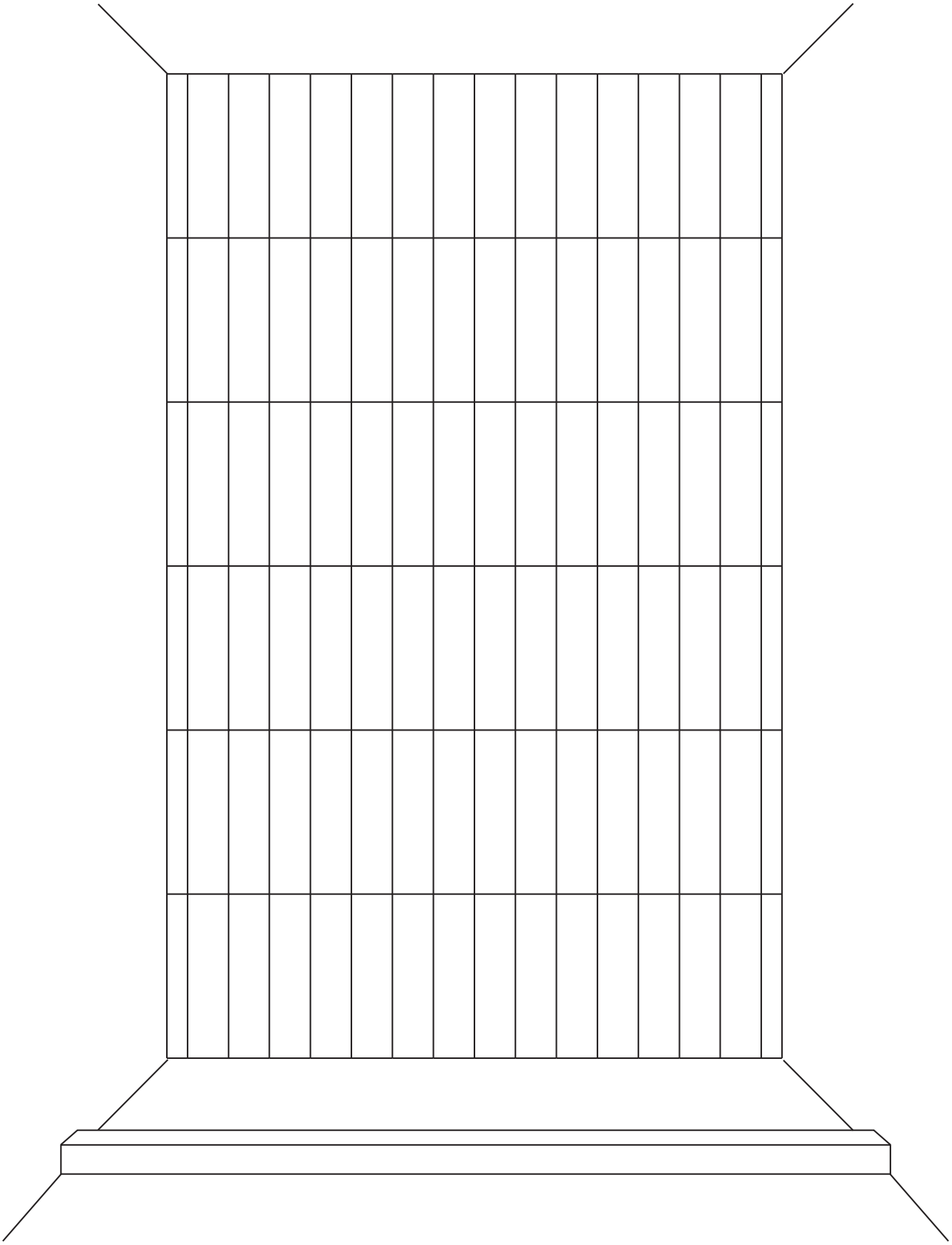

4x16 Vertical Stacked

Per TCNA (ANSI A108.02): tile over 15" may not be offset more than 33% (1/3) unless the manufacturer specifies otherwise.

Project: _____ BSS#: _____

Date: _____

Please Note: Sketch is NOT to scale.



4x16 Horizontal 1/3 Offset

Per TCNA (ANSI A108.02): tile over 15" may not be offset more than 33% (1/3) unless the manufacturer specifies otherwise.

Project: _____ BSS#: _____

Date: _____

Please Note: Sketch is NOT to scale.

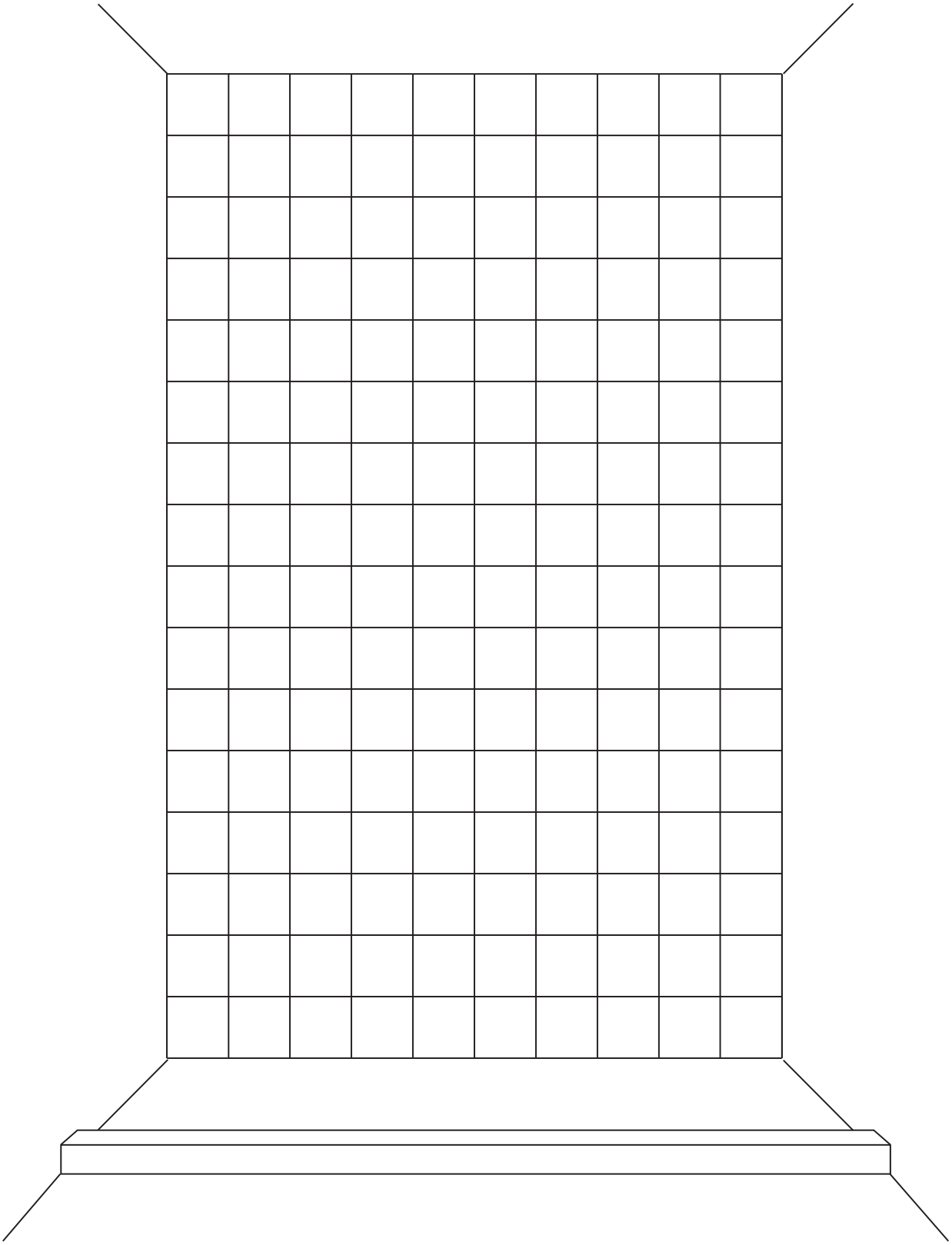

6x6 Straight

_____

_____

Project: _____ BSS#: _____

Date: _____

Please Note: Sketch is NOT to scale.



6x6 Brick

_____

_____

Project: _____ BSS#: _____

Date: _____

Please Note: Sketch is NOT to scale.



6x6 Diagonal

_____

_____

Project: _____ BSS#: _____

Date: _____

Please Note: Sketch is NOT to scale.



6x18 Horizontal 1/3 Offset

Per TCNA (ANSI A108.02): tile over 15" may not be offset more than 33% (1/3) unless the manufacturer specifies otherwise.

Project: _____ BSS#: _____

Date: _____

Please Note: Sketch is NOT to scale.



6x18 Horizontal Stacked

Per TCNA (ANSI A108.02): tile over 15" may not be offset more than 33% (1/3) unless the manufacturer specifies otherwise.

Project: _____ BSS#: _____

Date: _____

Please Note: Sketch is NOT to scale.

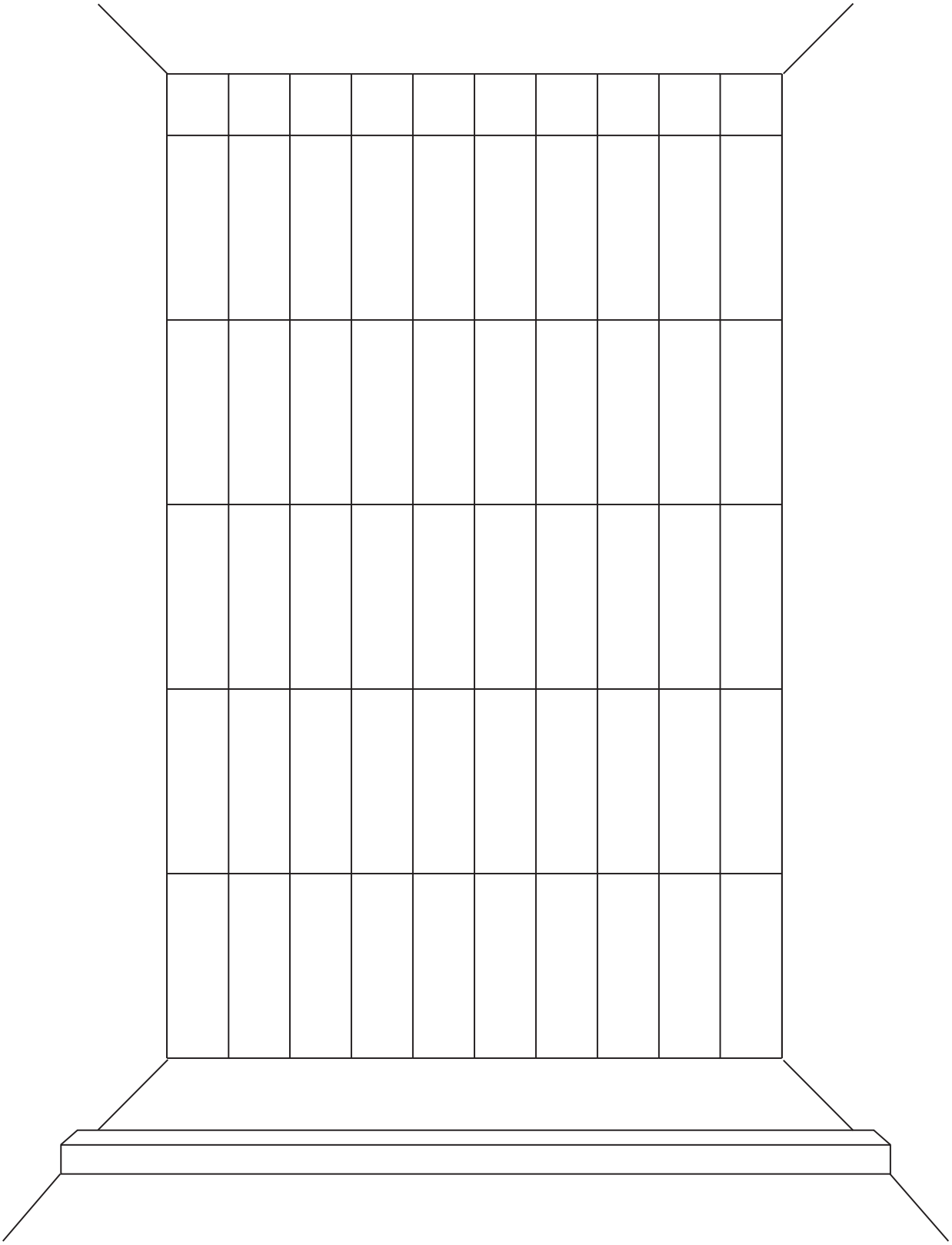

6x18 Vertical Stacked

Per TCNA (ANSI A108.02): tile over 15" may not be offset more than 33% (1/3) unless the manufacturer specifies otherwise.

Project: _____ BSS#: _____

Date: _____

Please Note: Sketch is NOT to scale.

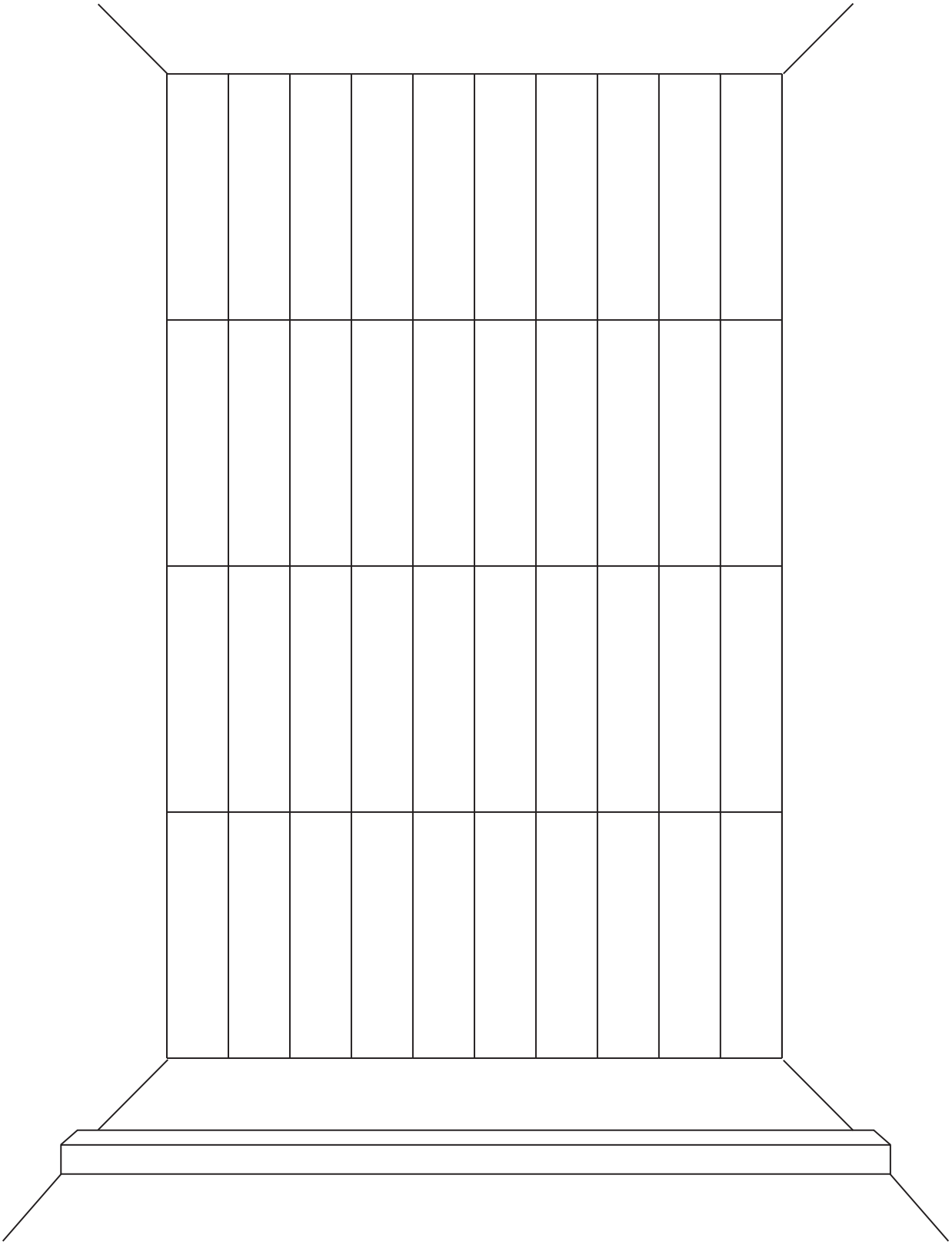

6x24 Vertical Stacked

Per TCNA (ANSI A108.02): tile over 15" may not be offset more than 33% (1/3) unless the manufacturer specifies otherwise.

_____

_____

Project: _____ BSS#: _____

Date: _____

Please Note: Sketch is NOT to scale.



6x24 Horizontal Stacked

Per TCNA (ANSI A108.02): tile over 15" may not be offset more than 33% (1/3) unless the manufacturer specifies otherwise.

Project: _____ BSS#: _____

Date: _____

Please Note: Sketch is NOT to scale.

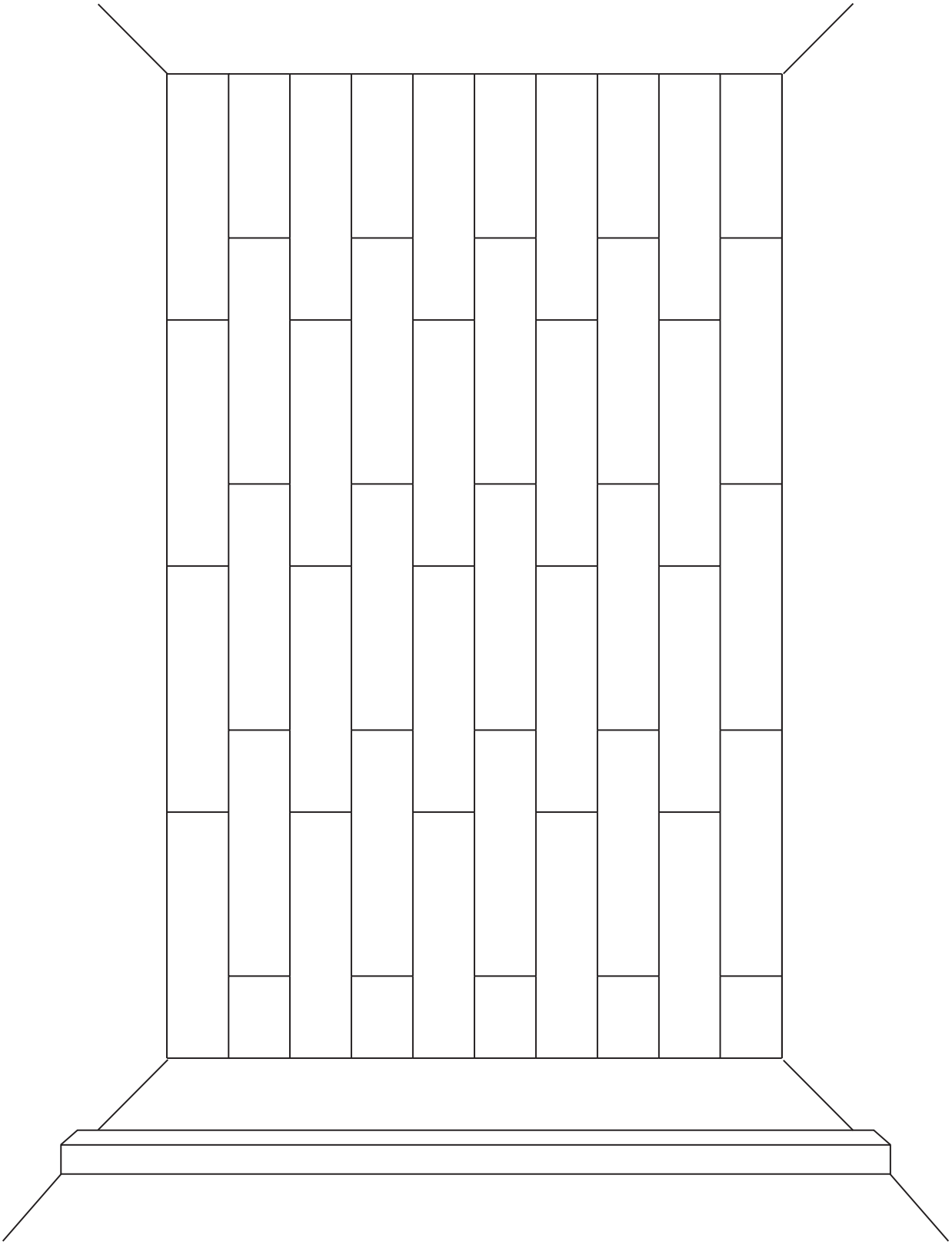

6x24 Vertical 1/3 Offset

Per TCNA (ANSI A108.02): tile over 15" may not be offset more than 33% (1/3) unless the manufacturer specifies otherwise.

Project: _____ BSS#: _____

Date: _____

Please Note: Sketch is NOT to scale.



6x24 Horizontal 1/3 Offset

Per TCNA (ANSI A108.02): tile over 15" may not be offset more than 33% (1/3) unless the manufacturer specifies otherwise.

Project: _____ BSS#: _____

Date: _____

Please Note: Sketch is NOT to scale.

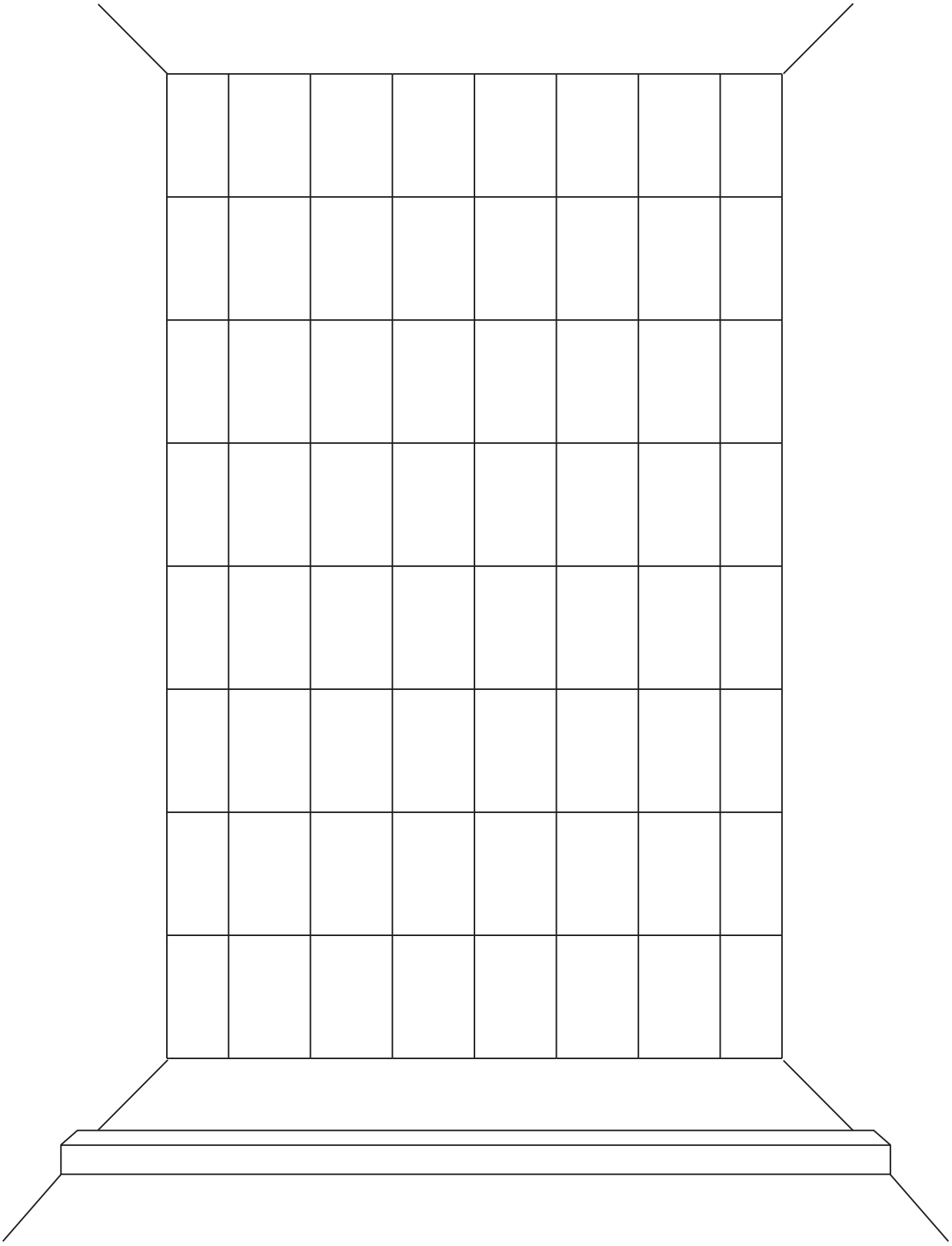

8x12 Vertical Stacked

_____

_____

Project: _____ BSS#: _____

Date: _____

Please Note: Sketch is NOT to scale.

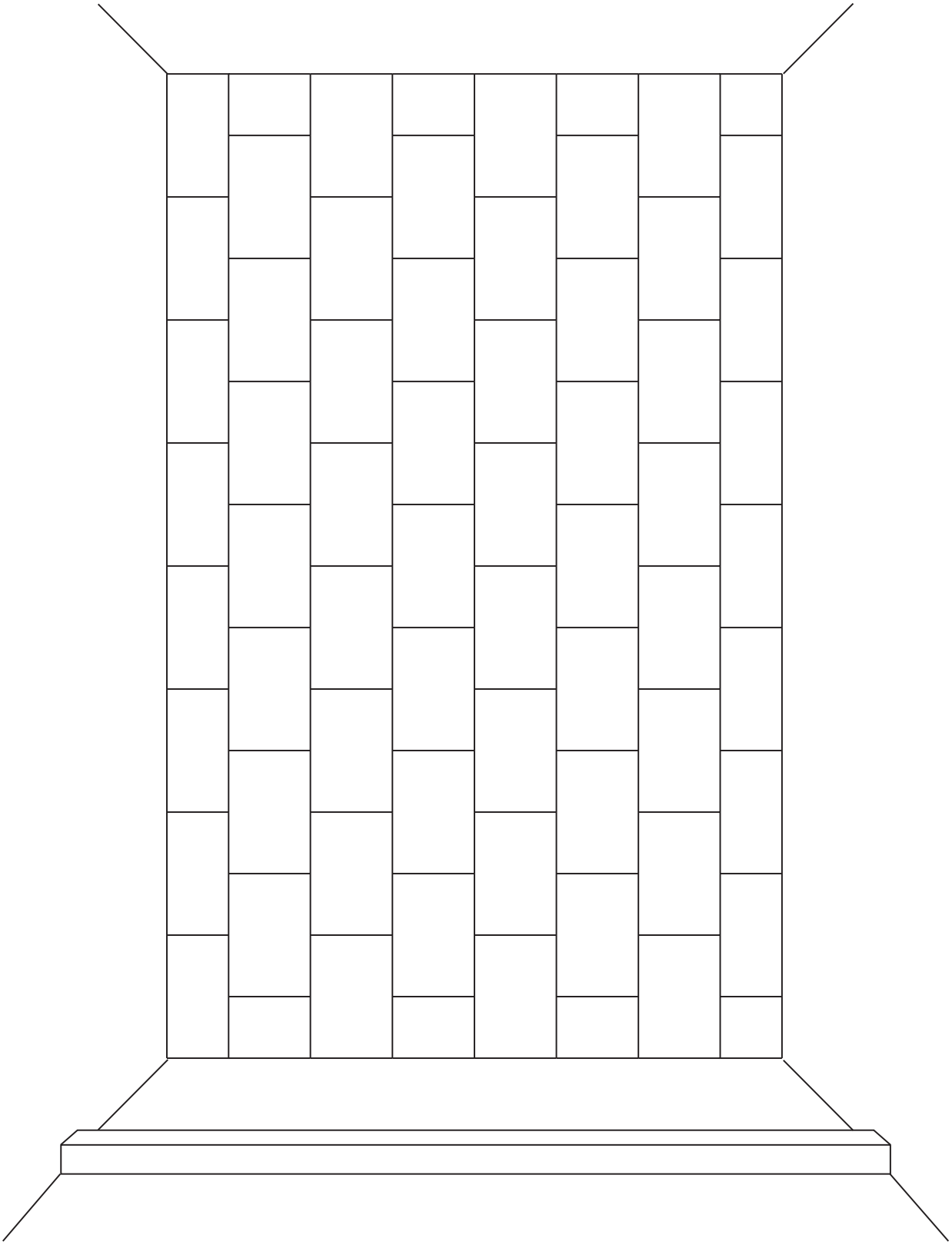

8x12 Vertical Brick

_____

_____

Project: _____ BSS#: _____

Date: _____

Please Note: Sketch is NOT to scale.



8x12 Horizontal

_____

_____

Project: _____ BSS#: _____

Date: _____

Please Note: Sketch is NOT to scale.



8x12 Horizontal Brick

_____

_____

Project: _____ BSS#: _____

Date: _____

Please Note: Sketch is NOT to scale.

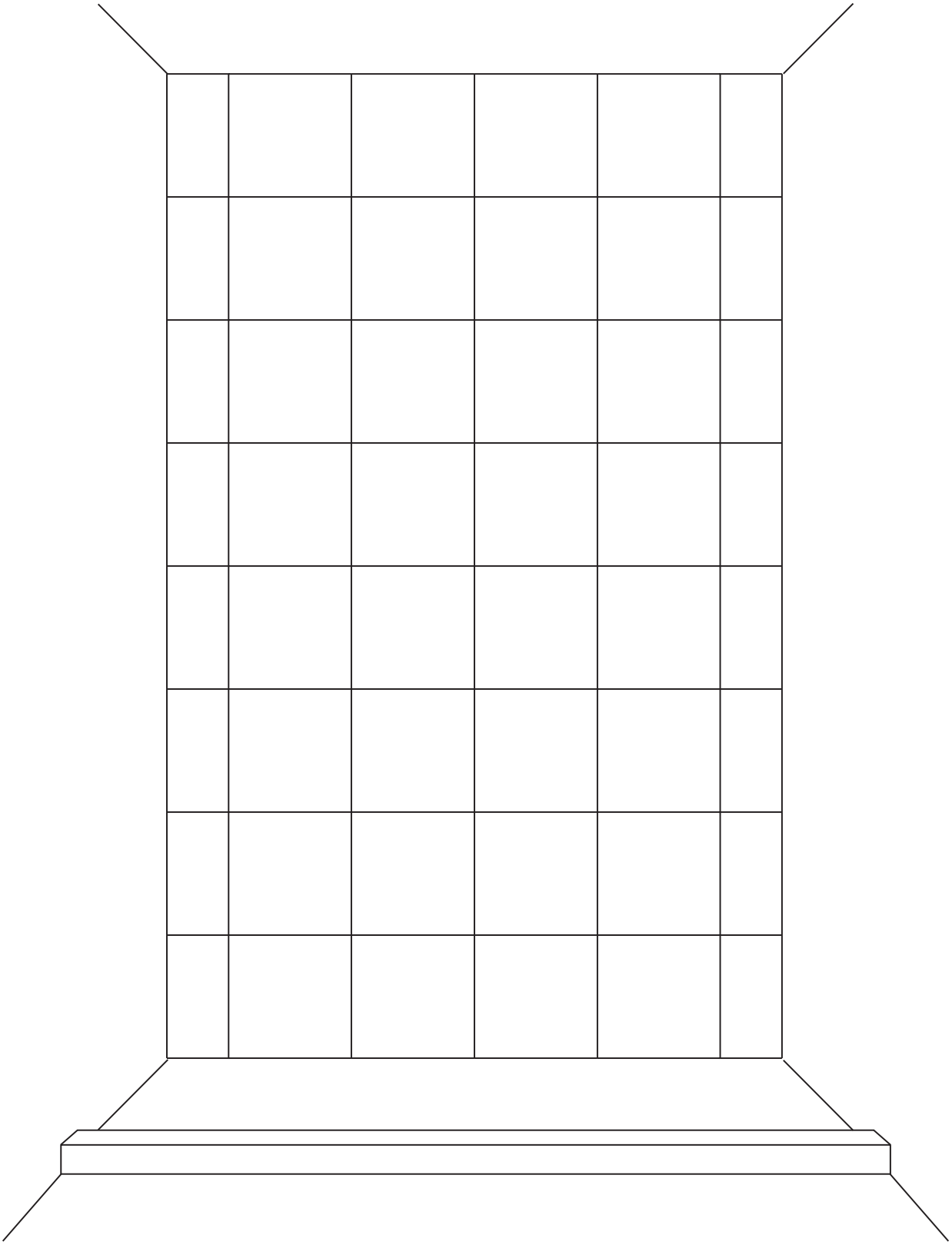

12x12 Straight

_____

_____

Project: _____ BSS#: _____

Date: _____

Please Note: Sketch is NOT to scale.

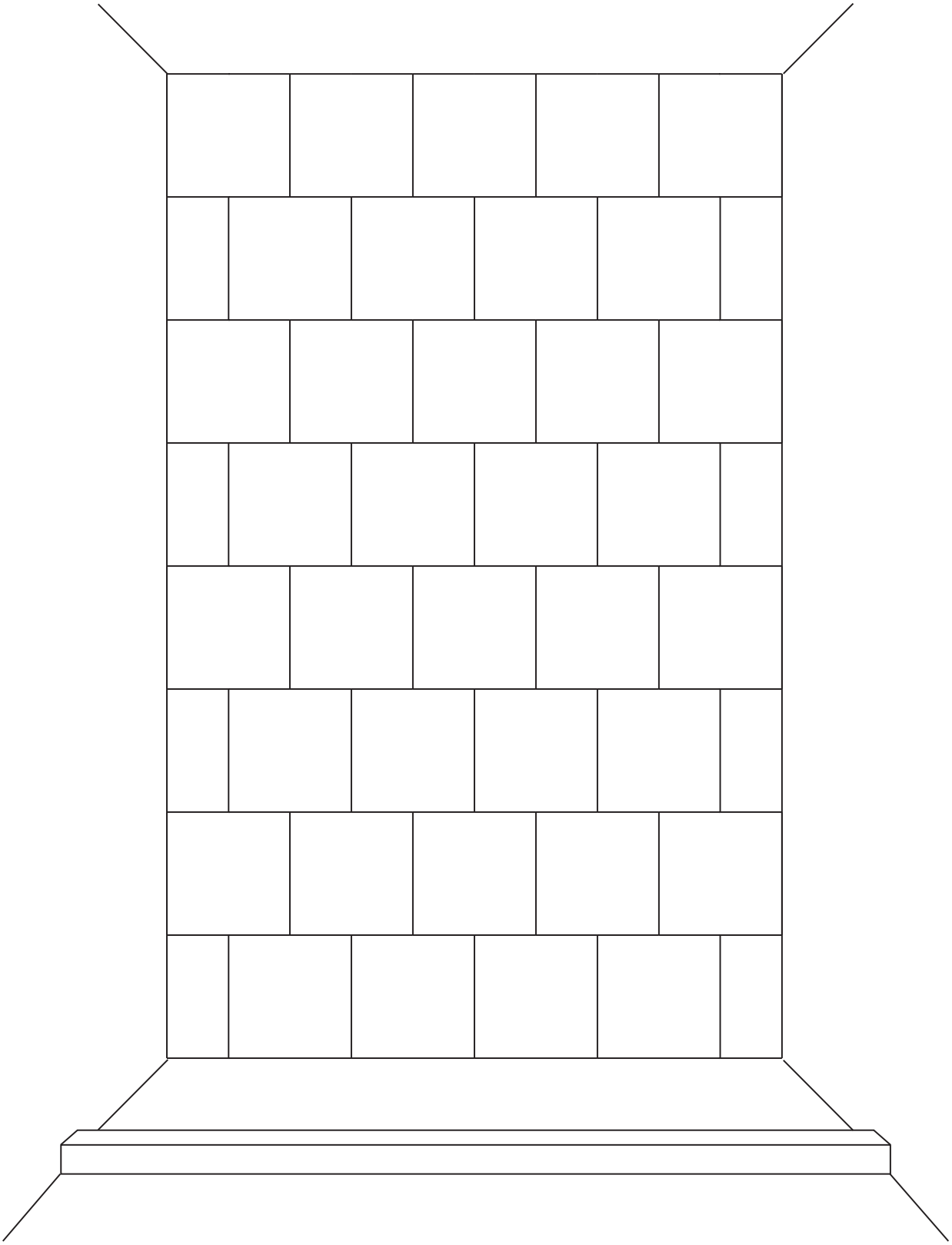

12x12 Brick

_____

_____

Project: _____ BSS#: _____

Date: _____

Please Note: Sketch is NOT to scale.



12x12 Diagonal

_____

_____

Project: _____ BSS#: _____

Date: _____

Please Note: Sketch is NOT to scale.

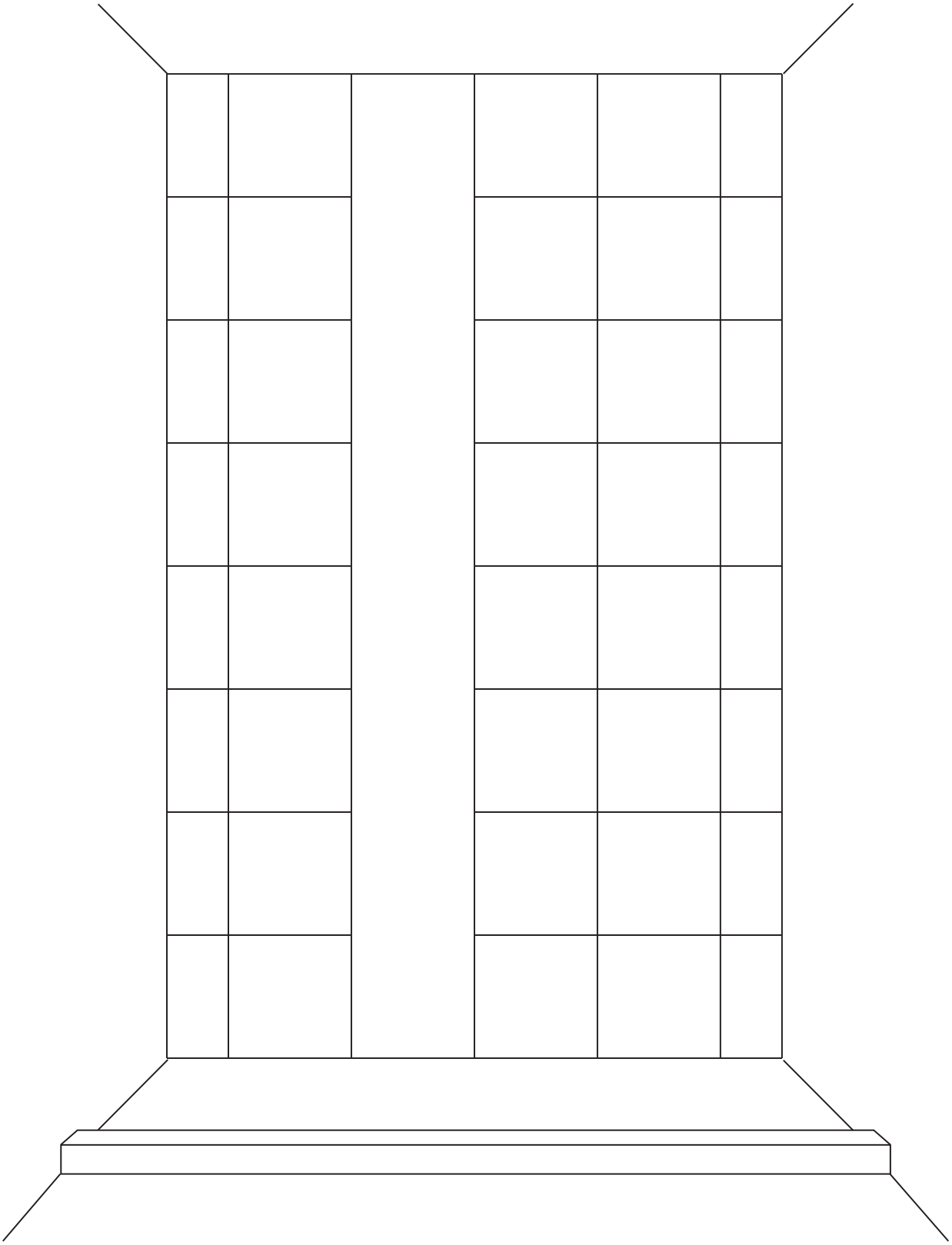

12x12 Straight with Mosaic Accent

_____

_____

Project: _____ BSS#: _____

Date: _____

Please Note: Sketch is NOT to scale.

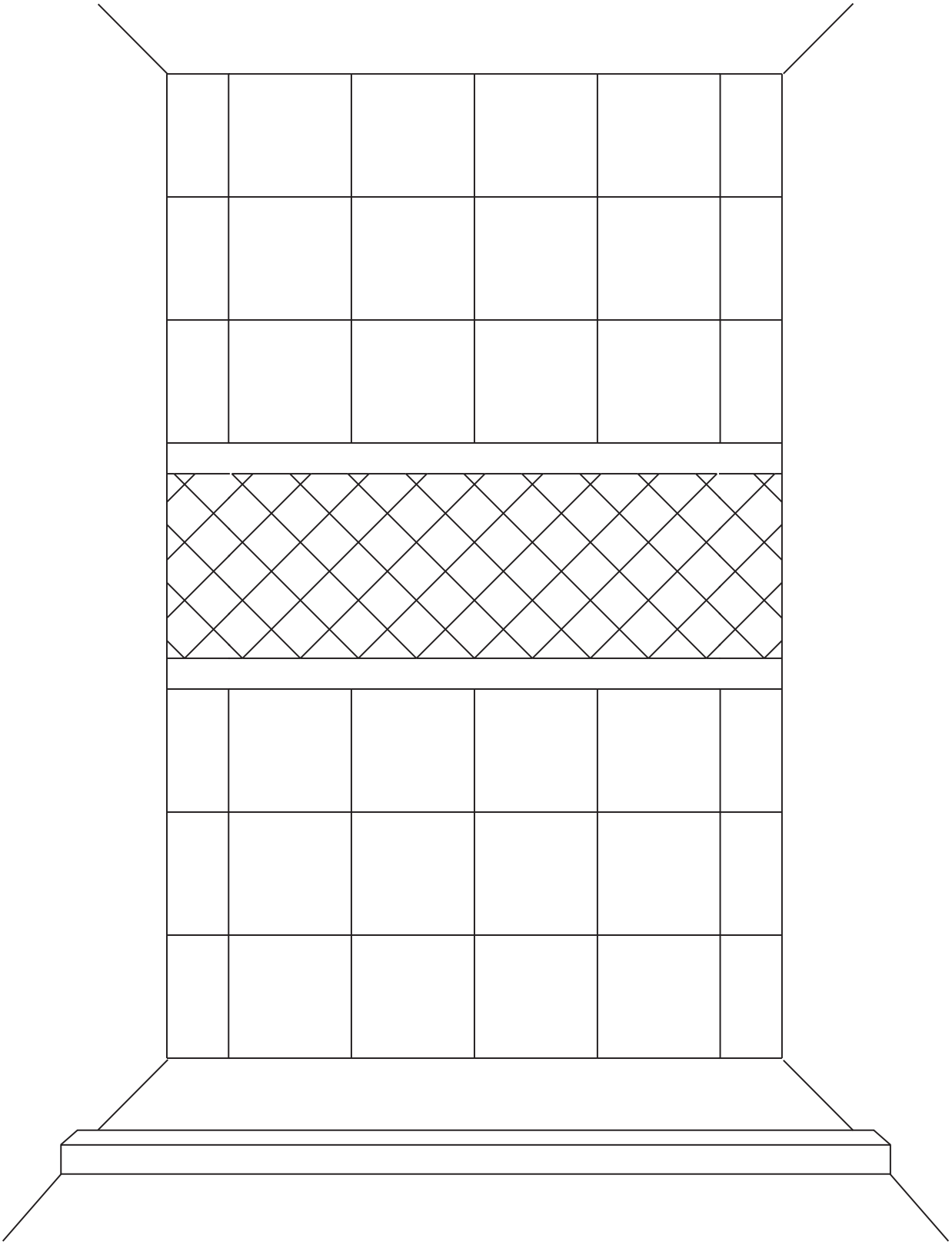

12x12 Straight, 3” Liner, 4x4 Diagonal

_____

_____

Project: _____ BSS#: _____

Date: _____

Please Note: Sketch is NOT to scale.

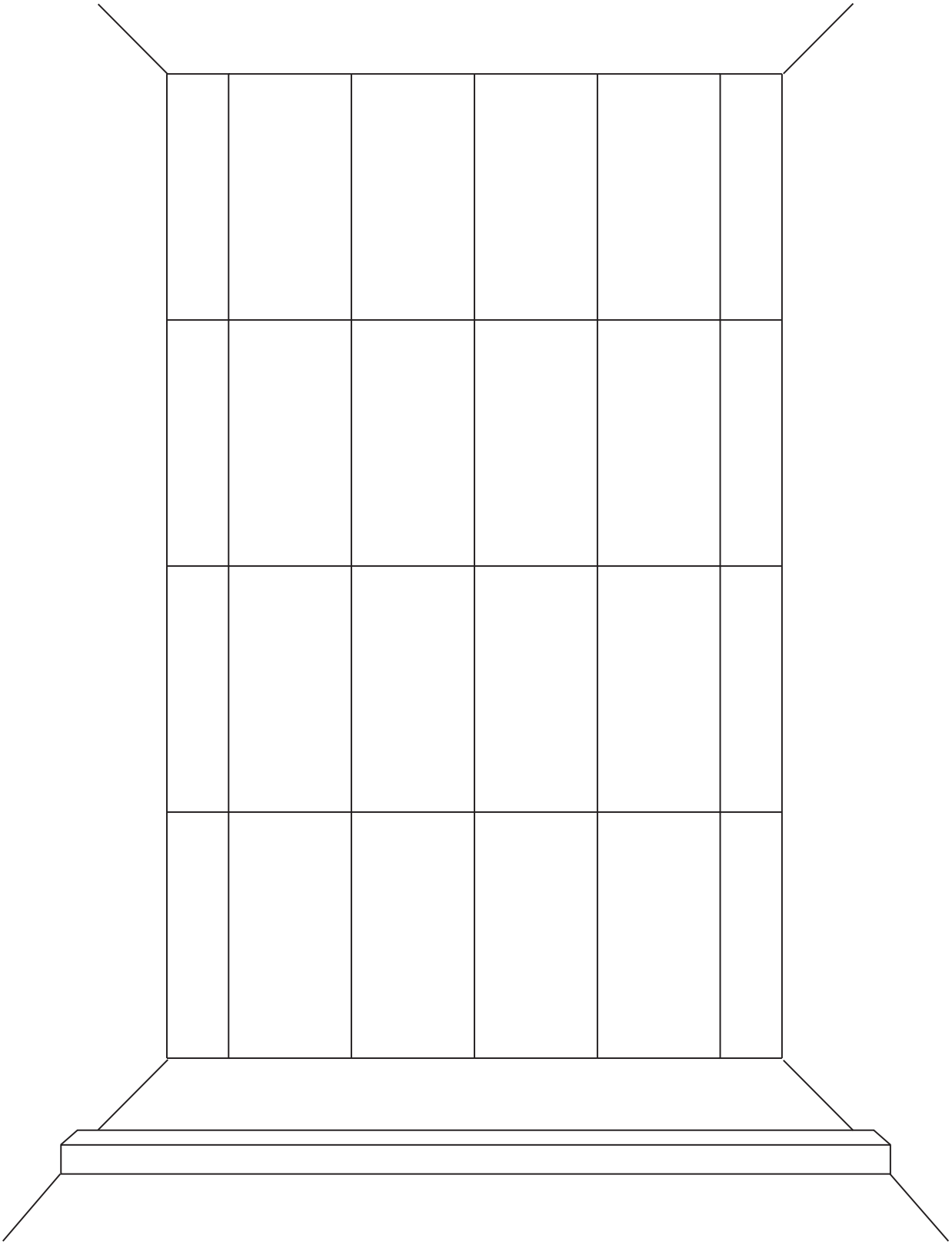

12x24 Vertical Stacked

Per TCNA (ANSI A108.02): tile over 15" may not be offset more than 33% (1/3) unless the manufacturer specifies otherwise.

Project: _____ BSS#: _____

Date: _____

Please Note: Sketch is NOT to scale.

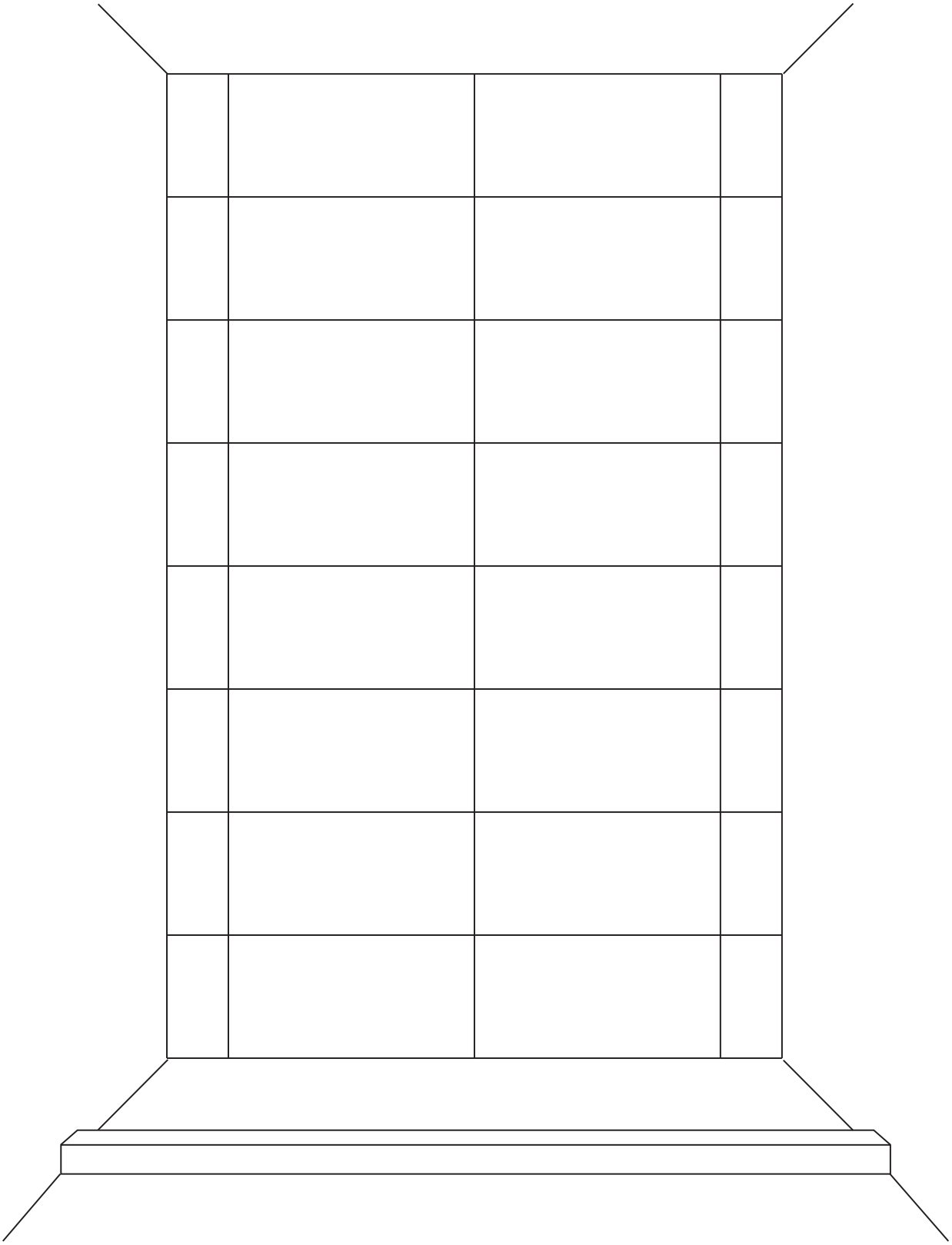

12x24 Horizontal Stacked

Per TCNA (ANSI A108.02): tile over 15" may not be offset more than 33% (1/3) unless the manufacturer specifies otherwise.

Project: _____ BSS#: _____

Date: _____

Please Note: Sketch is NOT to scale.

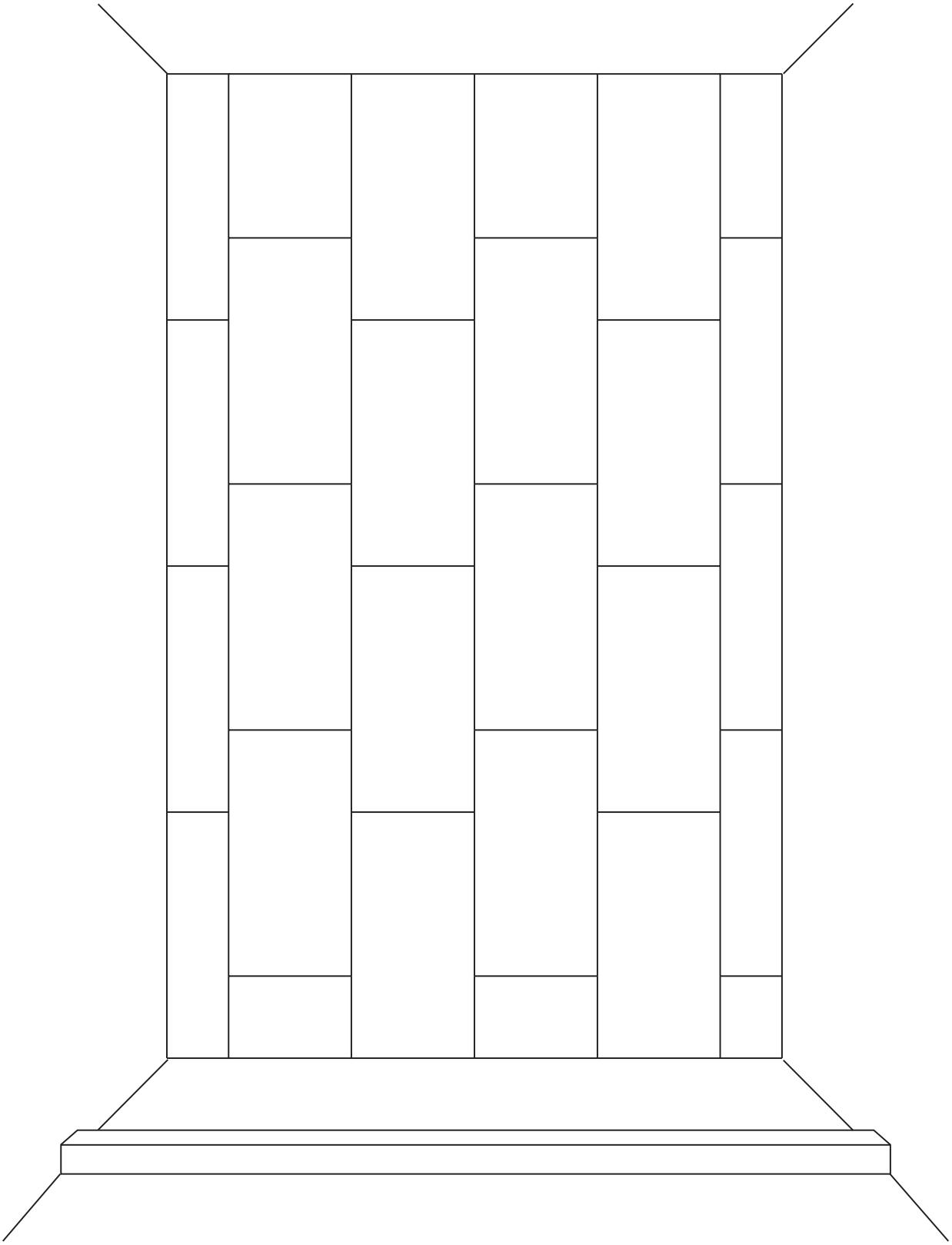

12x24 Vertical 1/3 Offset

Per TCNA (ANSI A108.02): tile over 15" may not be offset more than 33% (1/3) unless the manufacturer specifies otherwise.

Project: _____ BSS#: _____

Date: _____

Please Note: Sketch is NOT to scale.

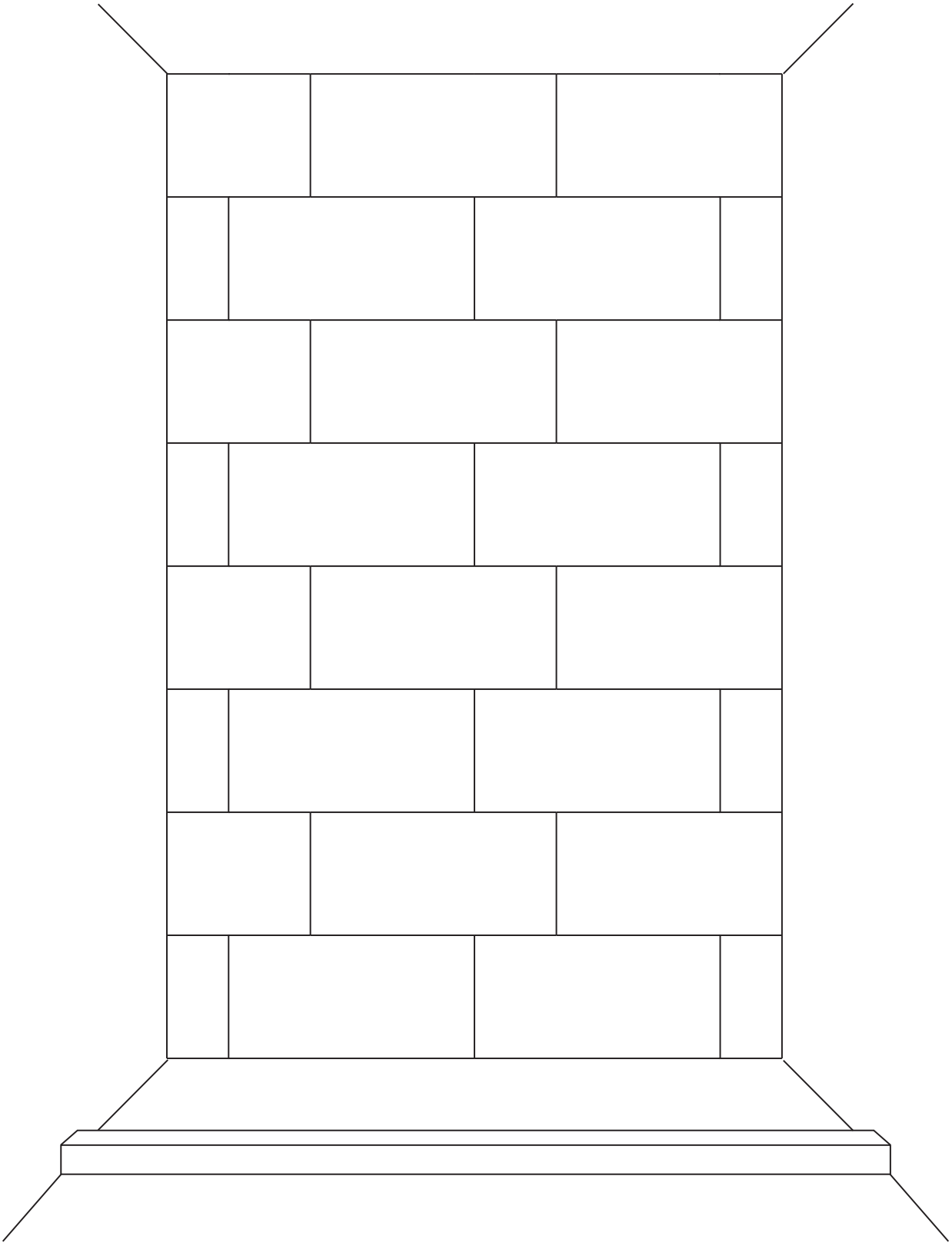

12x24 Horizontal 1/3 Offset

Per TCNA (ANSI A108.02): tile over 15" may not be offset more than 33% (1/3) unless the manufacturer specifies otherwise.

Project: _____ BSS#: _____

Date: _____

Please Note: Sketch is NOT to scale.



12x24 Vertical 1/3 Offset Stairstep

Per TCNA (ANSI A108.02): tile over 15" may not be offset more than 33% (1/3) unless the manufacturer specifies otherwise.

Project: _____ BSS#: _____

Date: _____

Please Note: Sketch is NOT to scale.



12x24 Horizontal 1/3 Offset Stairstep

Per TCNA (ANSI A108.02): tile over 15" may not be offset more than 33% (1/3) unless the manufacturer specifies otherwise.

Project: _____ BSS#: _____

Date: _____

Please Note: Sketch is NOT to scale.

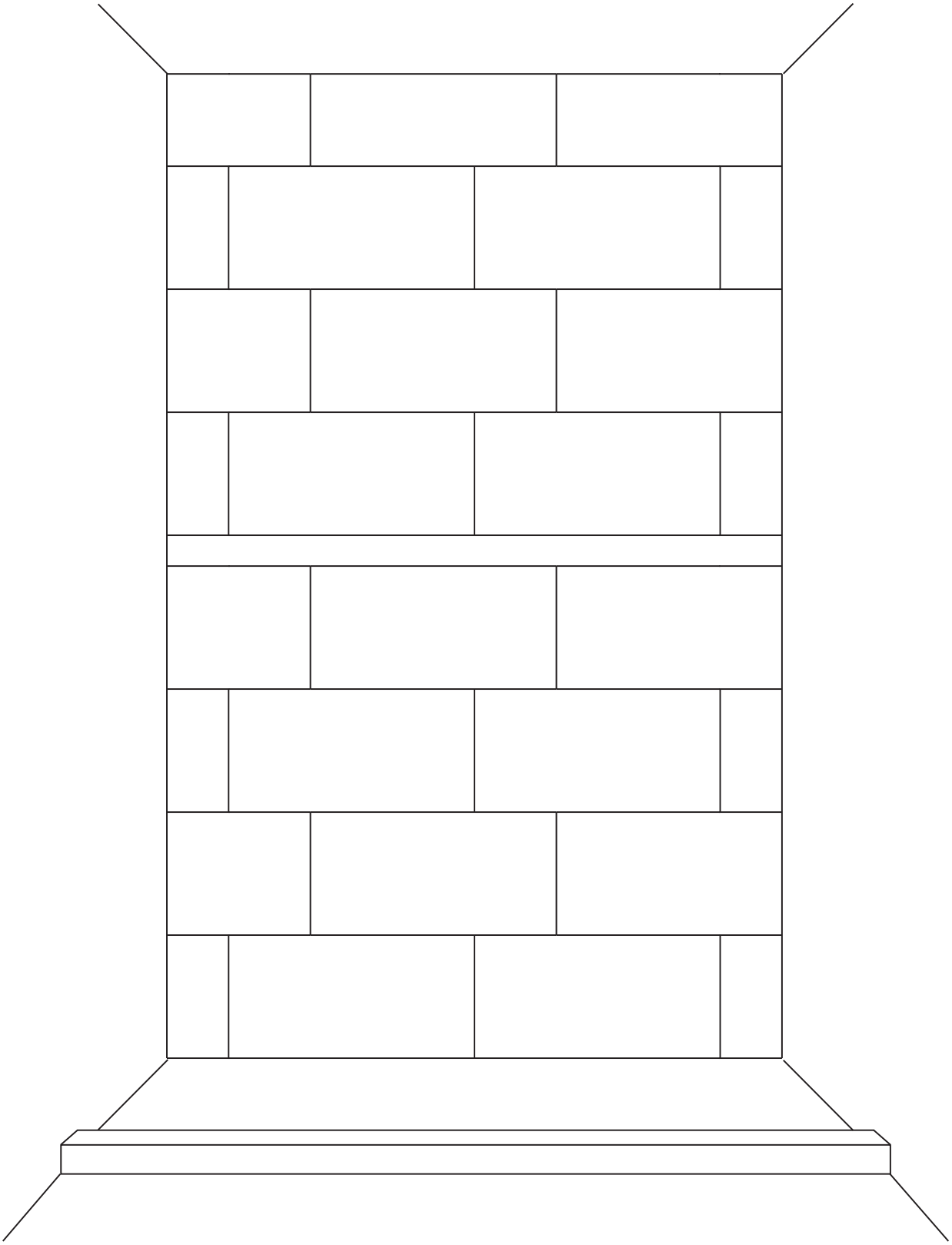

12x24 Horizontal 1/3 Offset with Liner

Per TCNA (ANSI A108.02): tile over 15" may not be offset more than 33% (1/3) unless the manufacturer specifies otherwise.

Project: _____ BSS#: _____

Date: _____

Please Note: Sketch is NOT to scale.



12x24 Horizontal 1/3 Offset with Two Liners

Per TCNA (ANSI A108.02): tile over 15" may not be offset more than 33% (1/3) unless the manufacturer specifies otherwise.

Project: _____ BSS#: _____

Date: _____

Please Note: Sketch is NOT to scale.

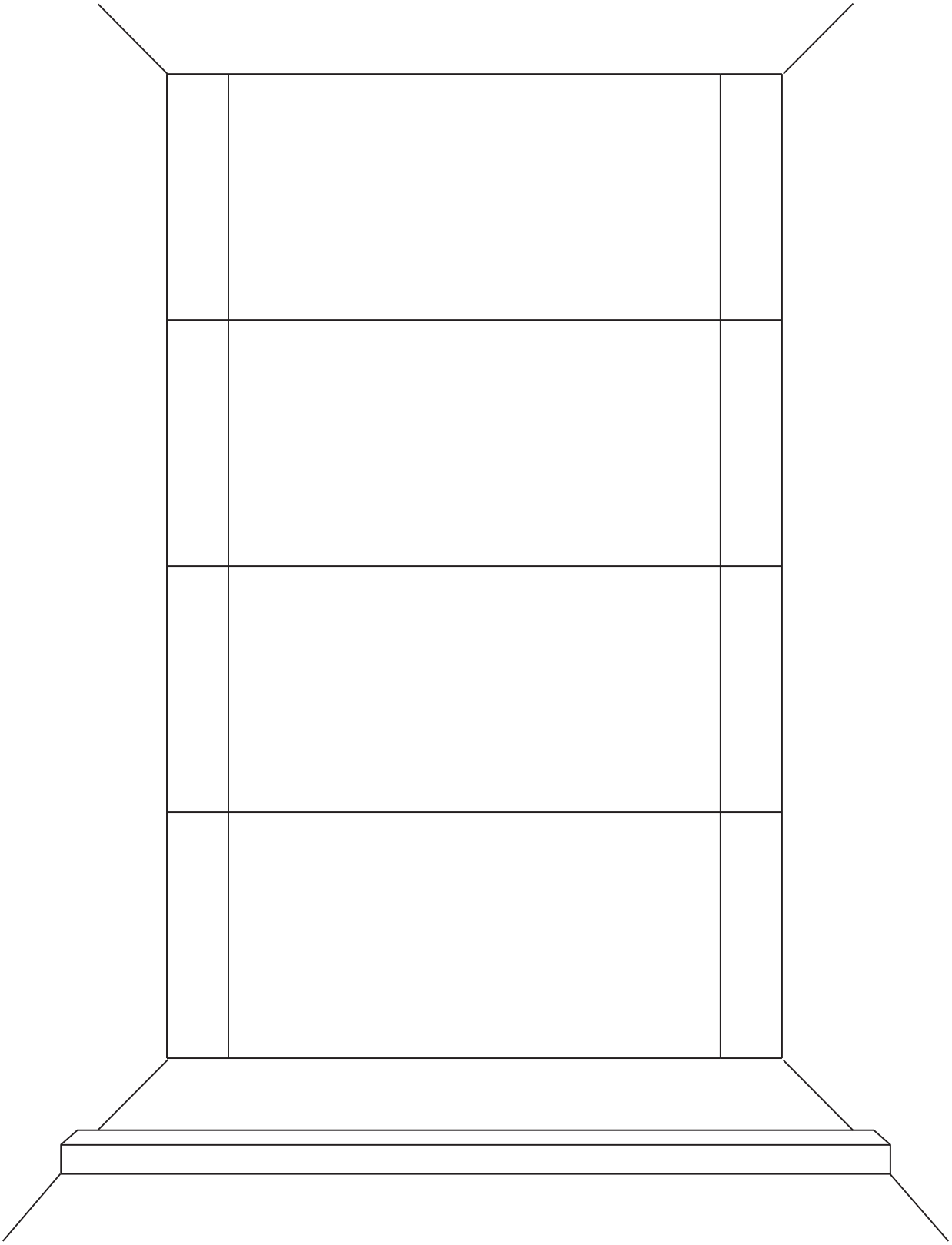

24x48 Horizontal Stack

Per TCNA (ANSI A108.02): tile over 15" may not be offset more than 33% (1/3) unless the manufacturer specifies otherwise.

Project: _____ BSS#: _____

Date: _____

Please Note: Sketch is NOT to scale.

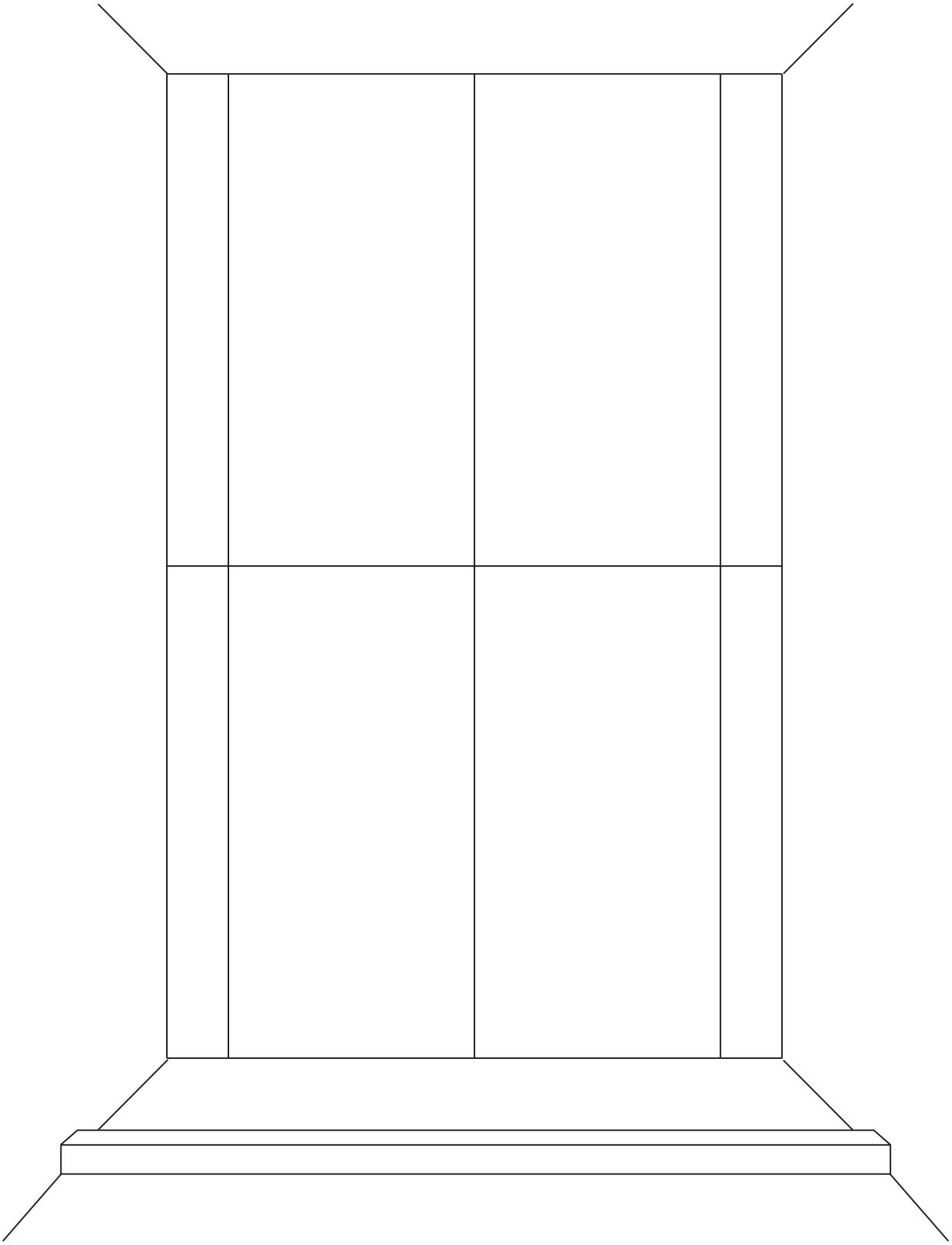

24x48 Vertical Stack

Per TCNA (ANSI A108.02): tile over 15" may not be offset more than 33% (1/3) unless the manufacturer specifies otherwise.

Project: _____ BSS#: _____

Date: _____

Please Note: Sketch is NOT to scale.

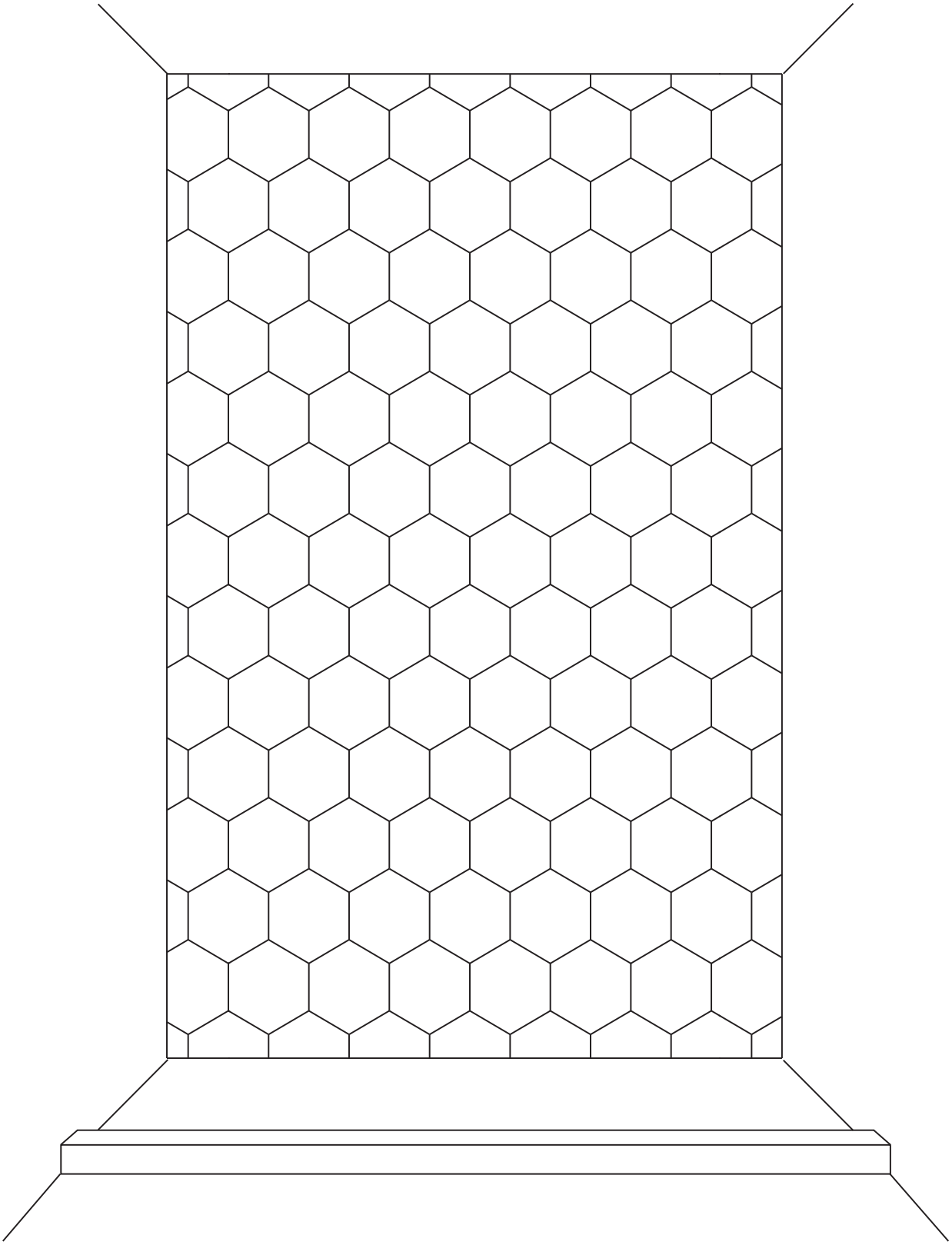

Hexagons

_____

_____

Project: _____ BSS#: _____

Date: _____

Please Note: Sketch is NOT to scale.

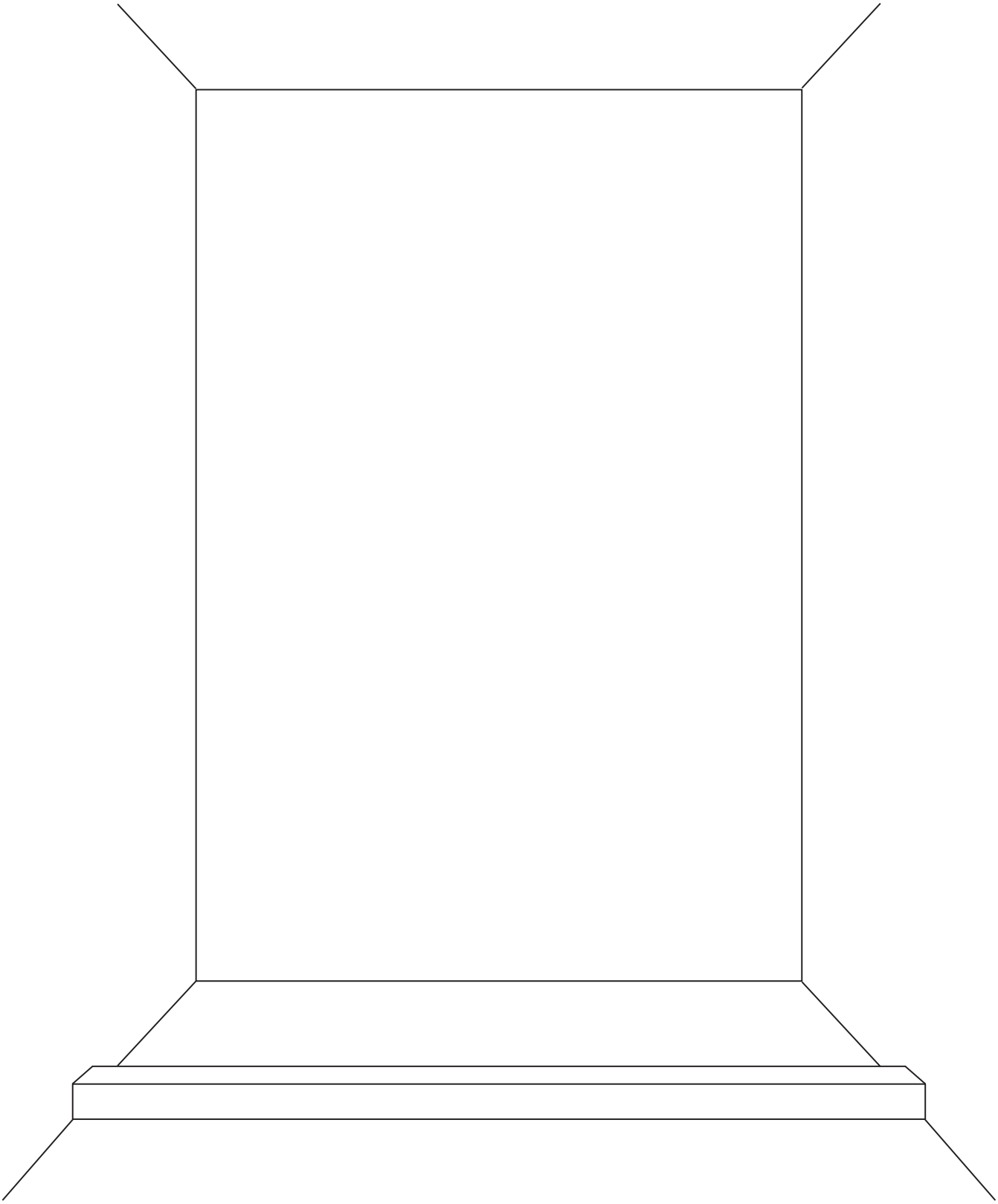

_____

_____

_____

Project: _____ BSS#: _____

Date: _____

Please Note: Sketch is NOT to scale.

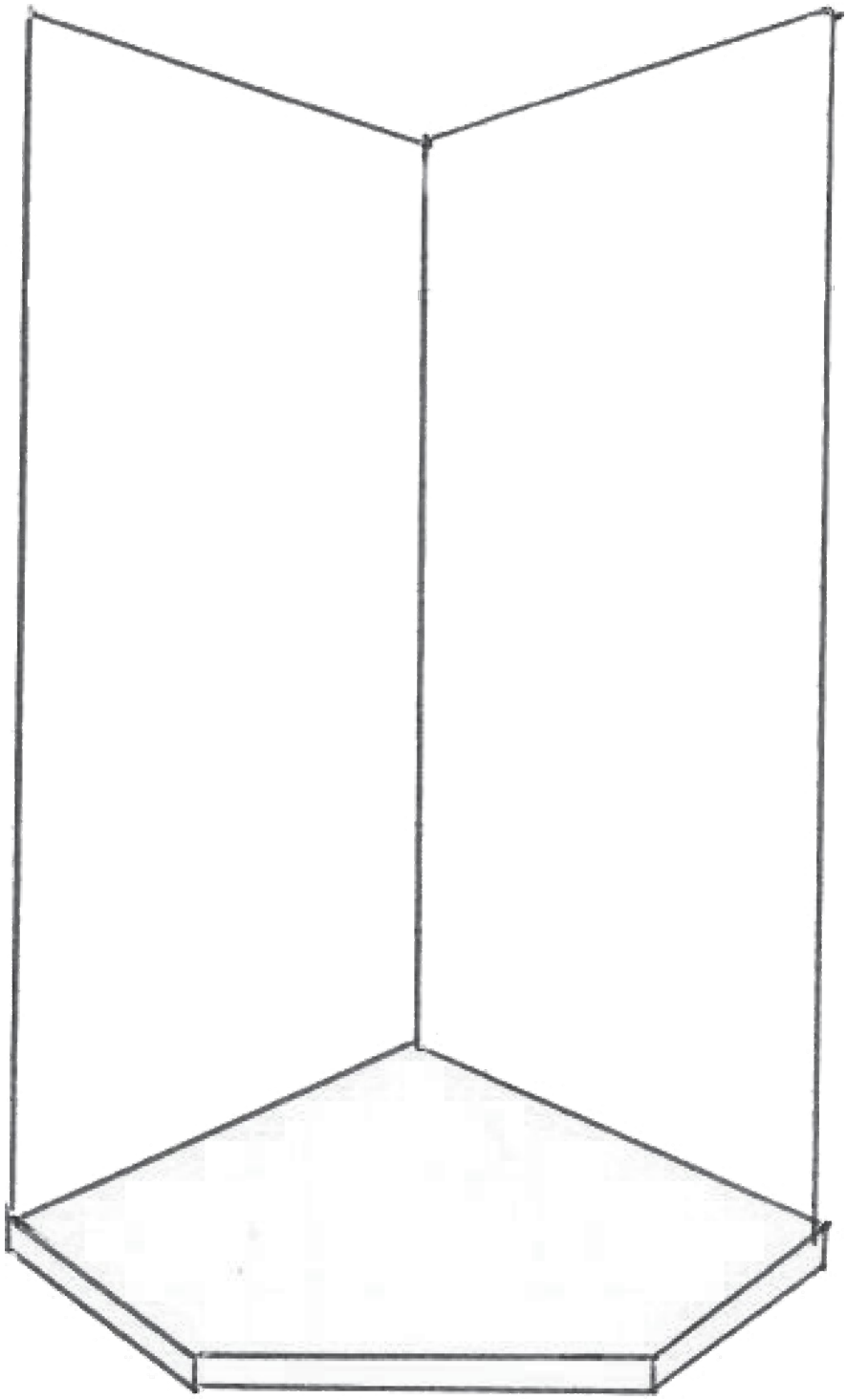

_____

_____

_____

Project: _____ BSS#: _____

Date: _____

Please Note: Sketch is NOT to scale.



_____

_____

_____

Project: _____ BSS#: _____

Date: _____

Please Note: Sketch is NOT to scale.

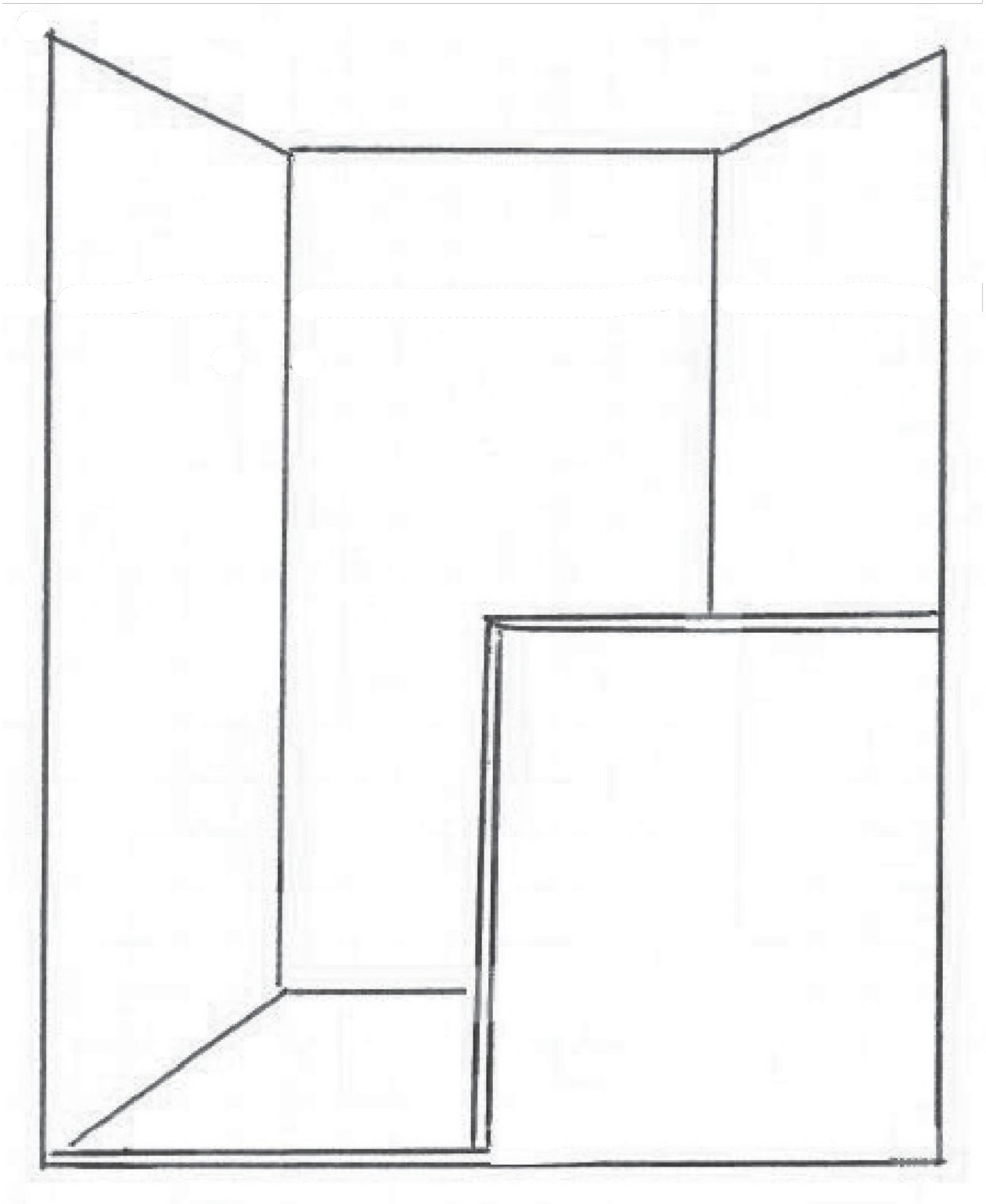

_____

_____

_____

Project: _____ BSS#: _____

Date: _____

Please Note: Sketch is NOT to scale.

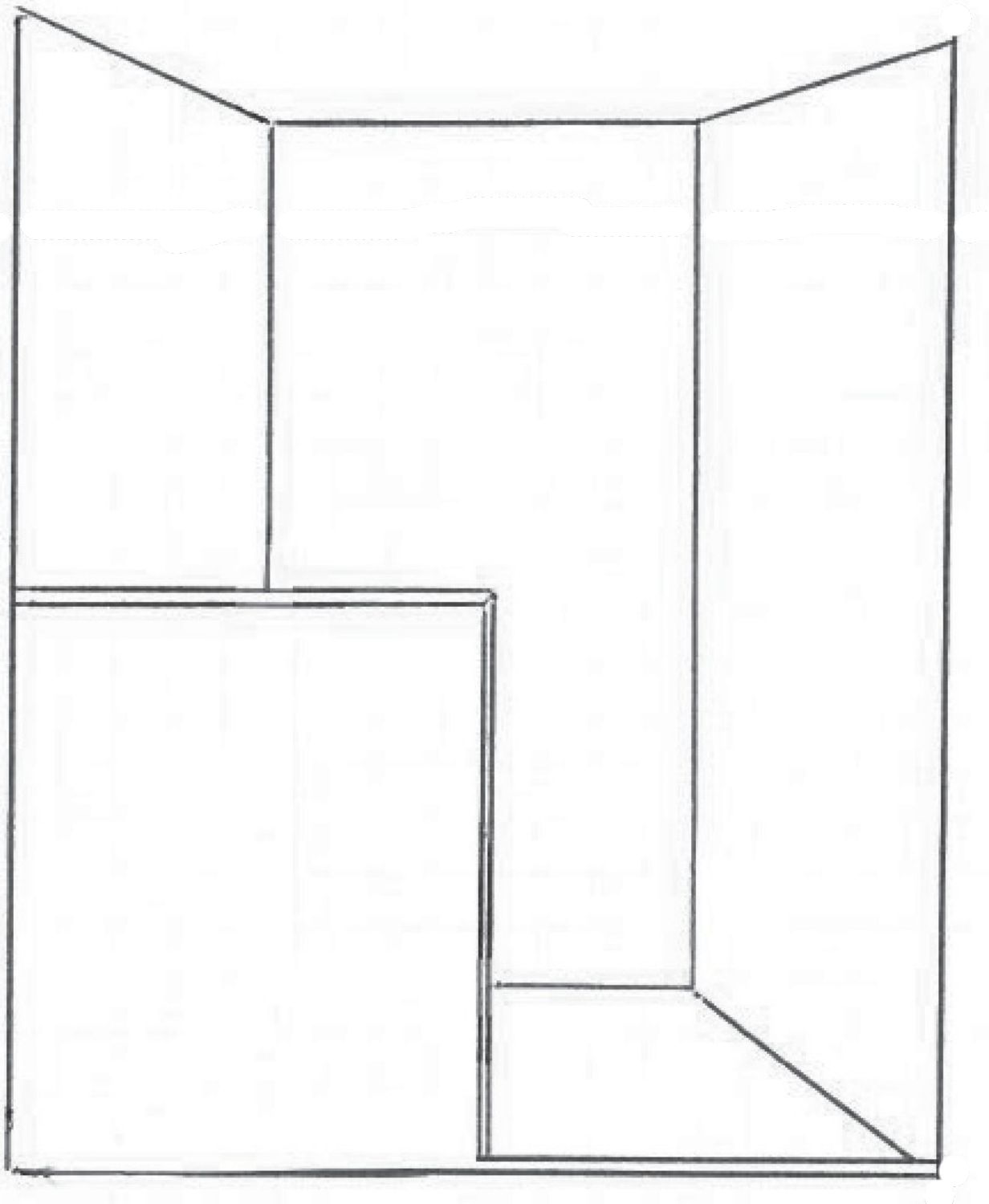

_____

_____

_____

Project: _____ BSS#: _____

Date: _____

Please Note: Sketch is NOT to scale.

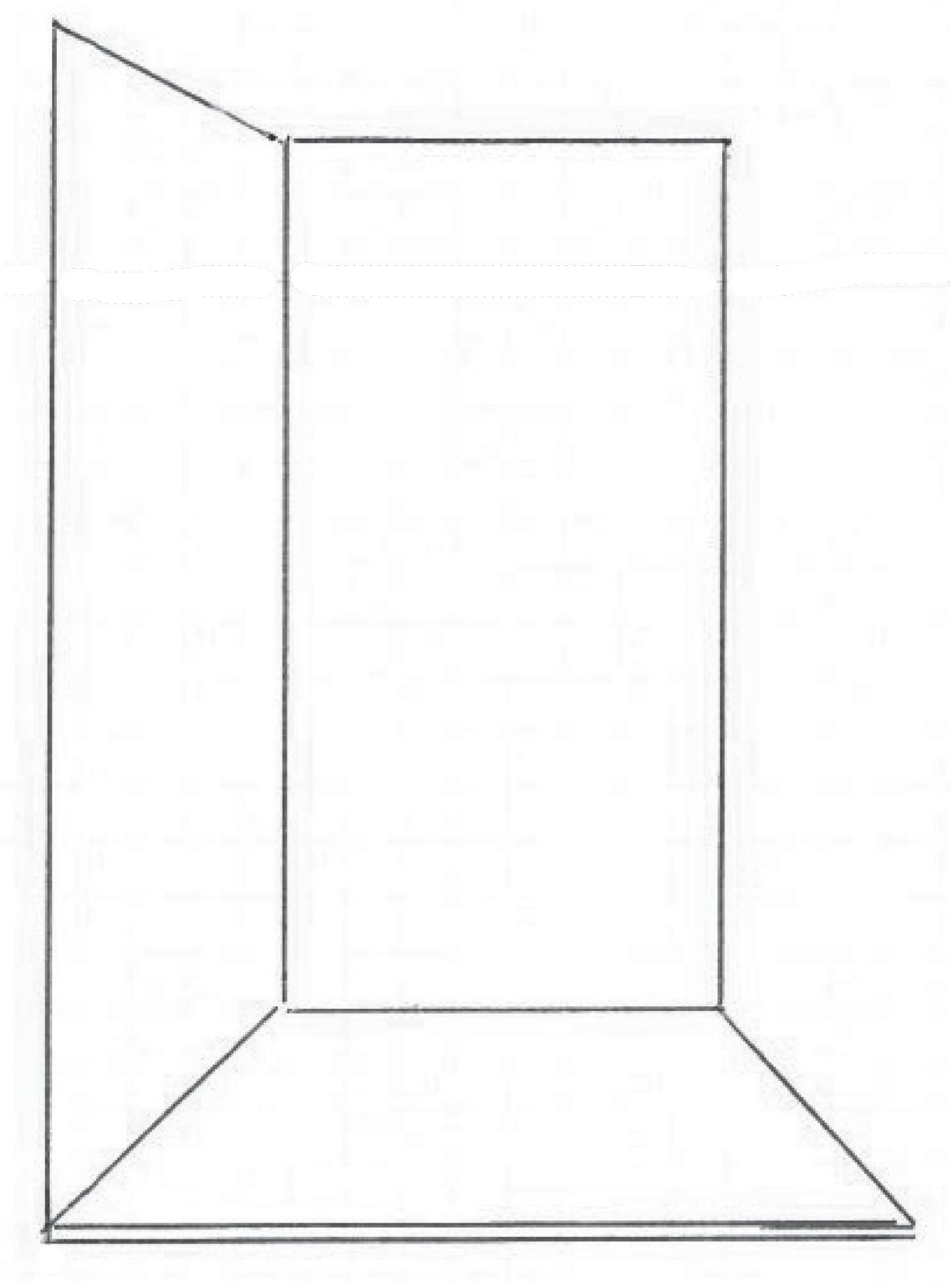

_____

_____

_____

Project: _____ BSS#: _____

Date: _____

Please Note: Sketch is NOT to scale.

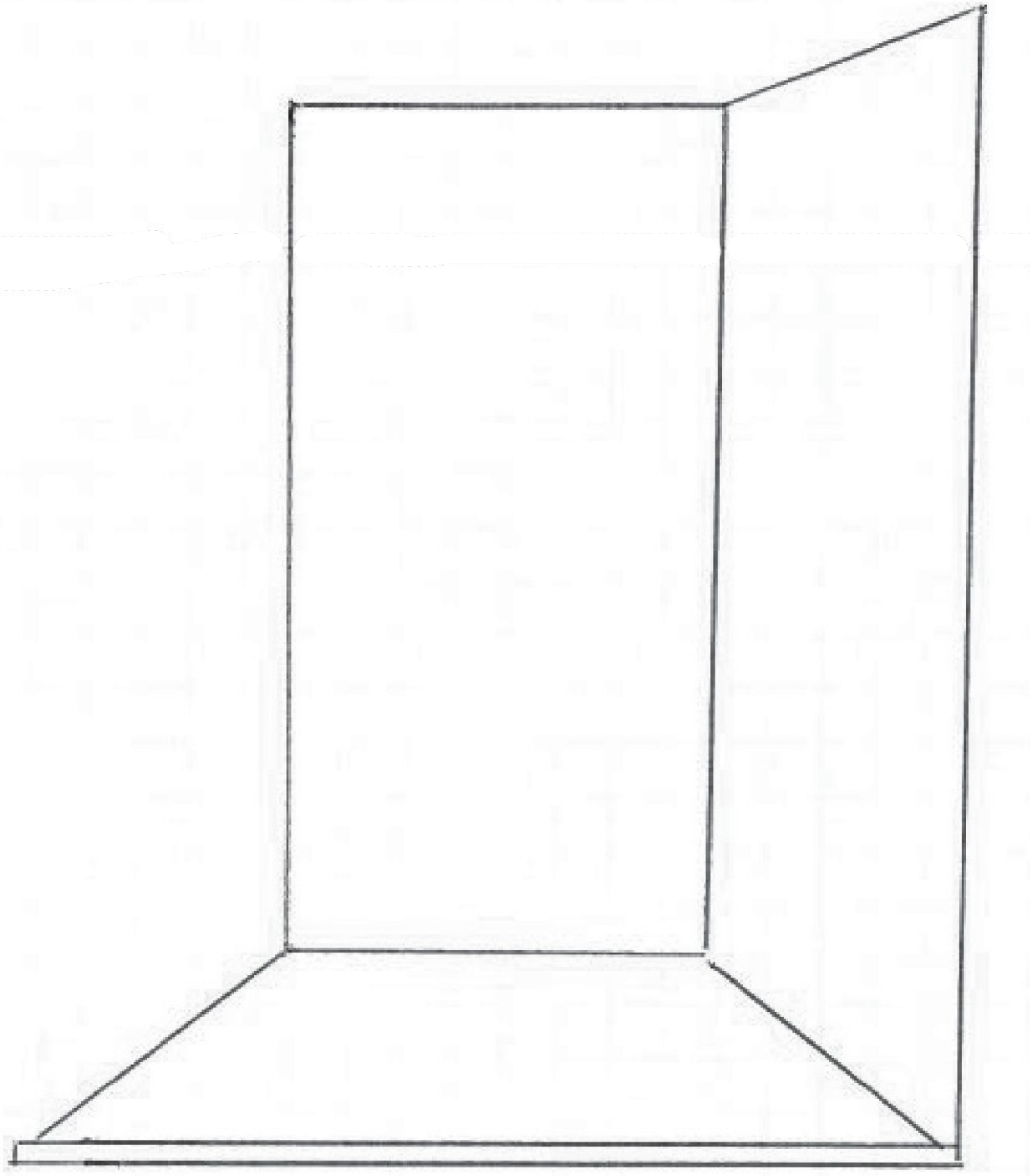

_____

_____

_____

Project: _____ BSS#: _____

Date: _____

Please Note: Sketch is NOT to scale.

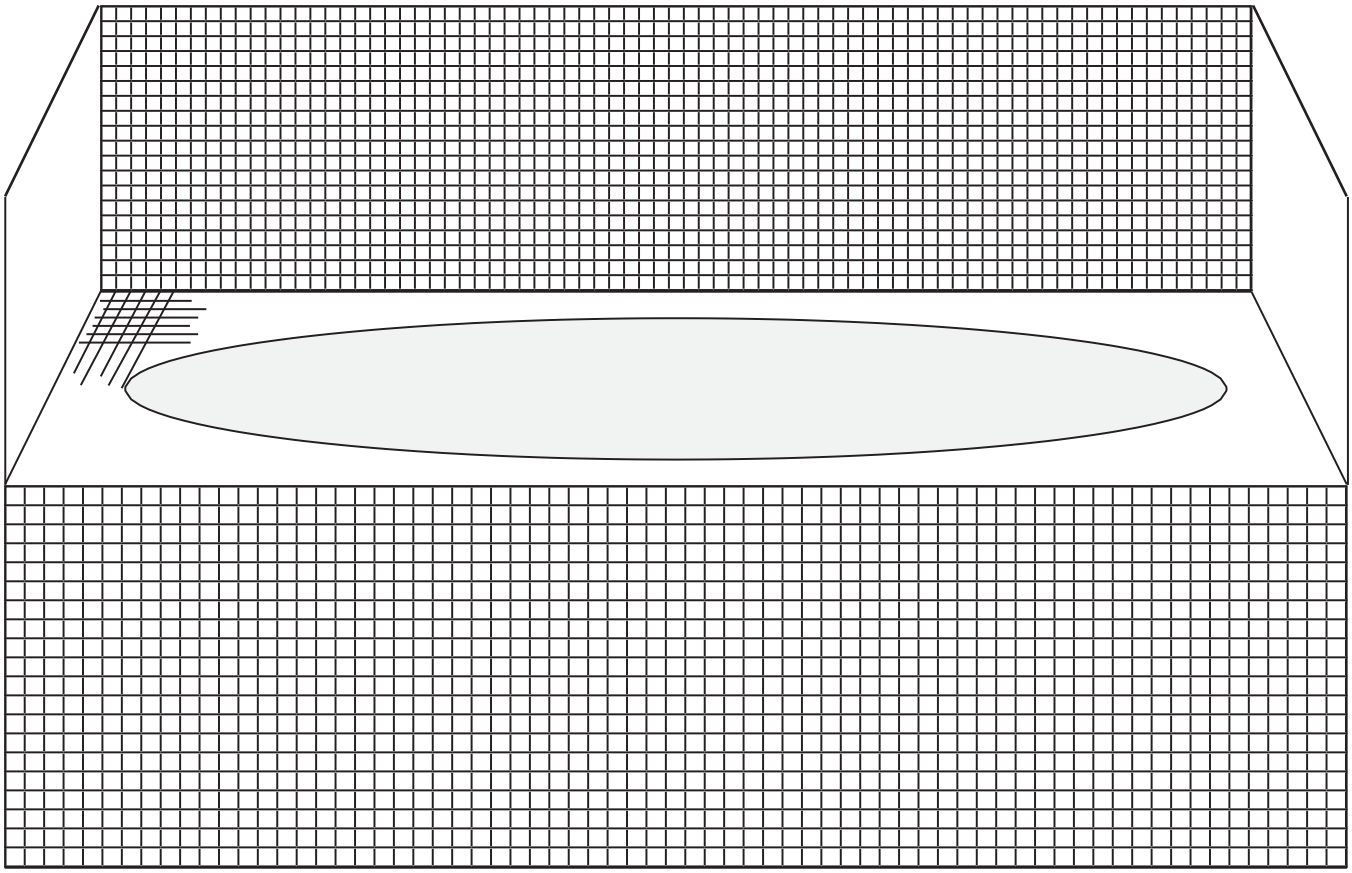

1x1 Mosaic

_____

_____

_____

_____

_____

_____

Project: _____ BSS#: _____

Date: _____

Please Note: Sketch is NOT to scale.

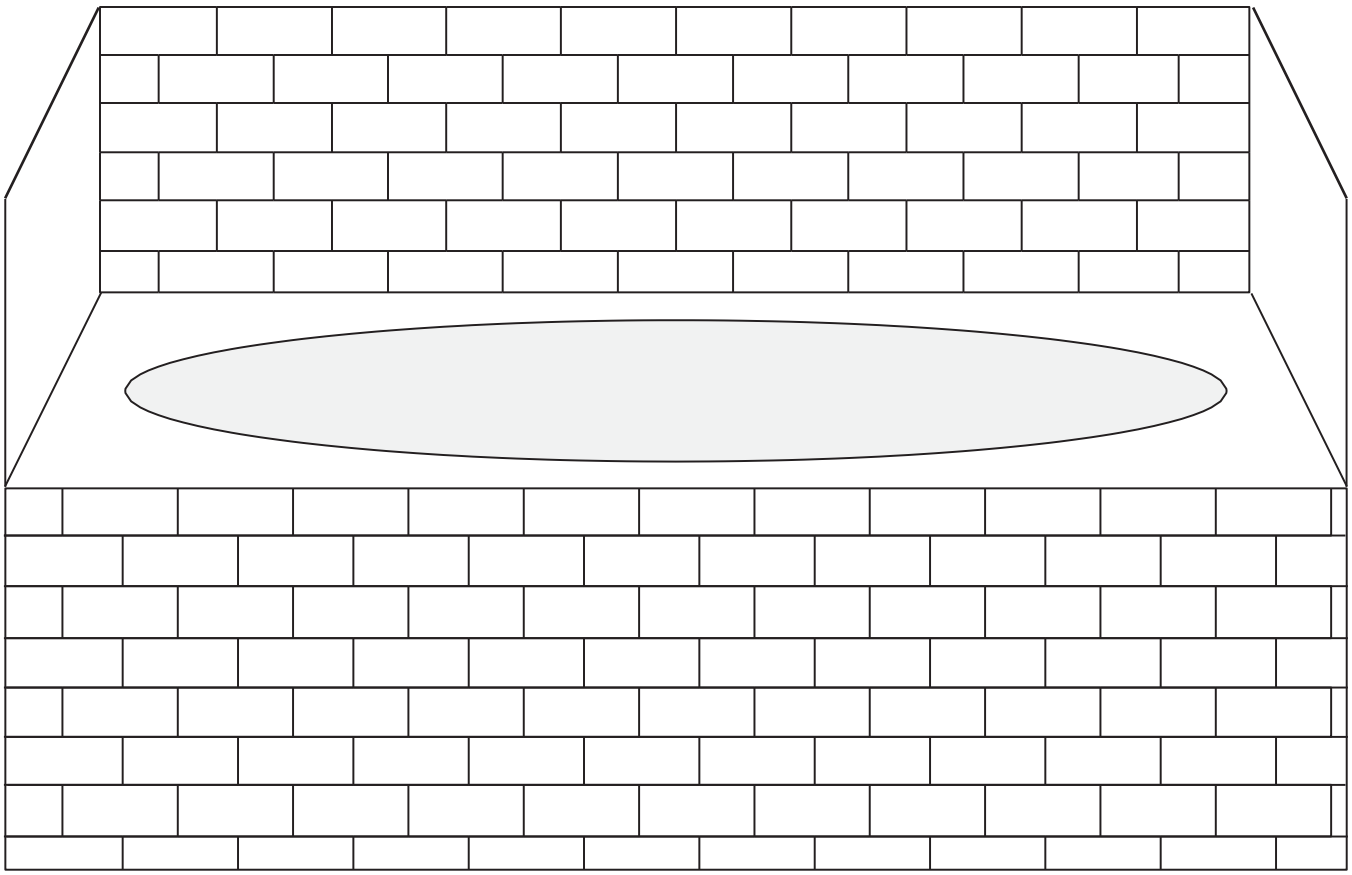

3x6 Brick

_____

_____

_____

_____

_____

_____

Project: _____ BSS#: _____

Date: _____

Please Note: Sketch is NOT to scale.

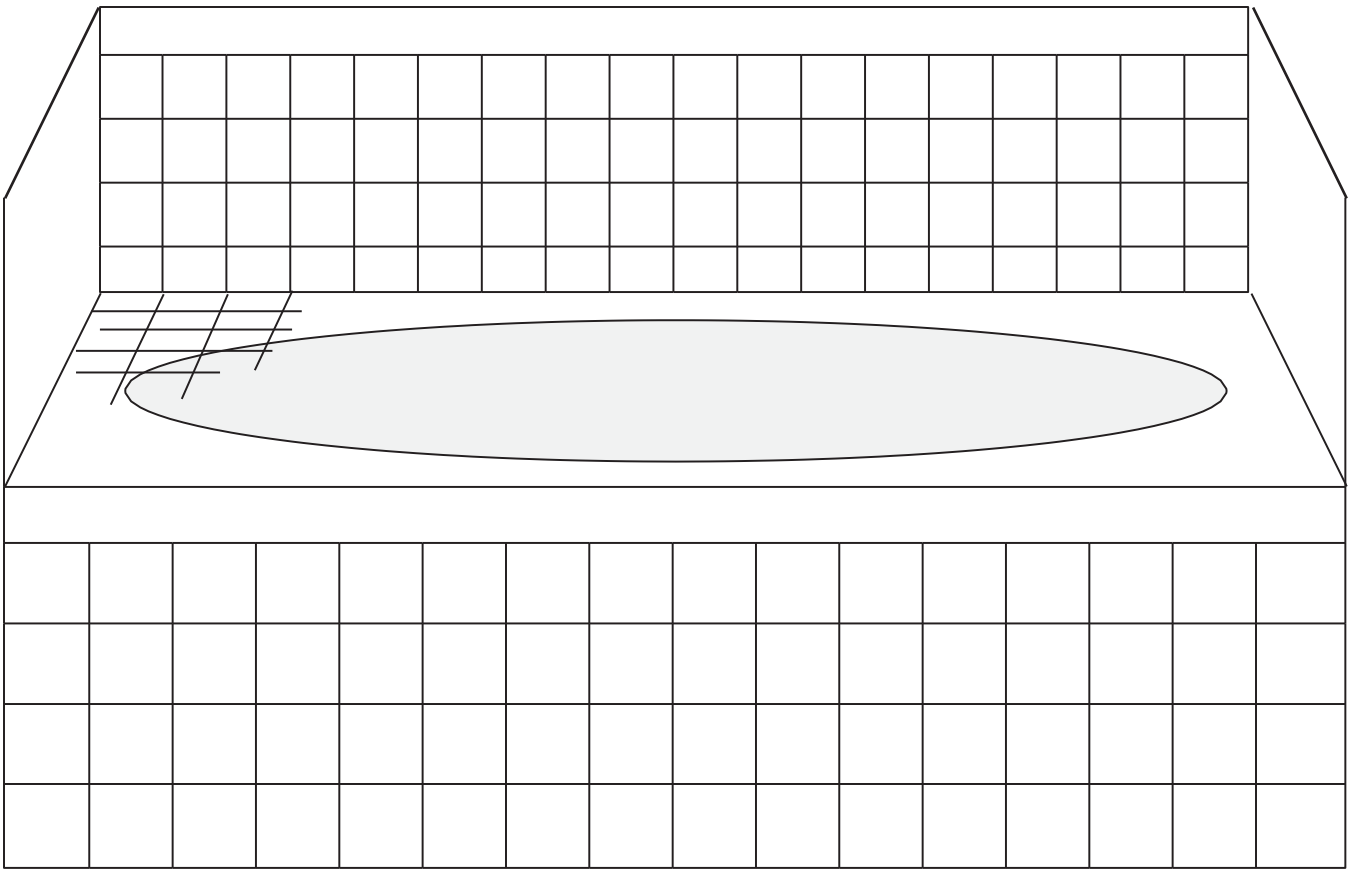

4x4 Straight with Liner

_____

_____

_____

_____

_____

_____

Project: _____ BSS#: _____

Date: _____

Please Note: Sketch is NOT to scale.

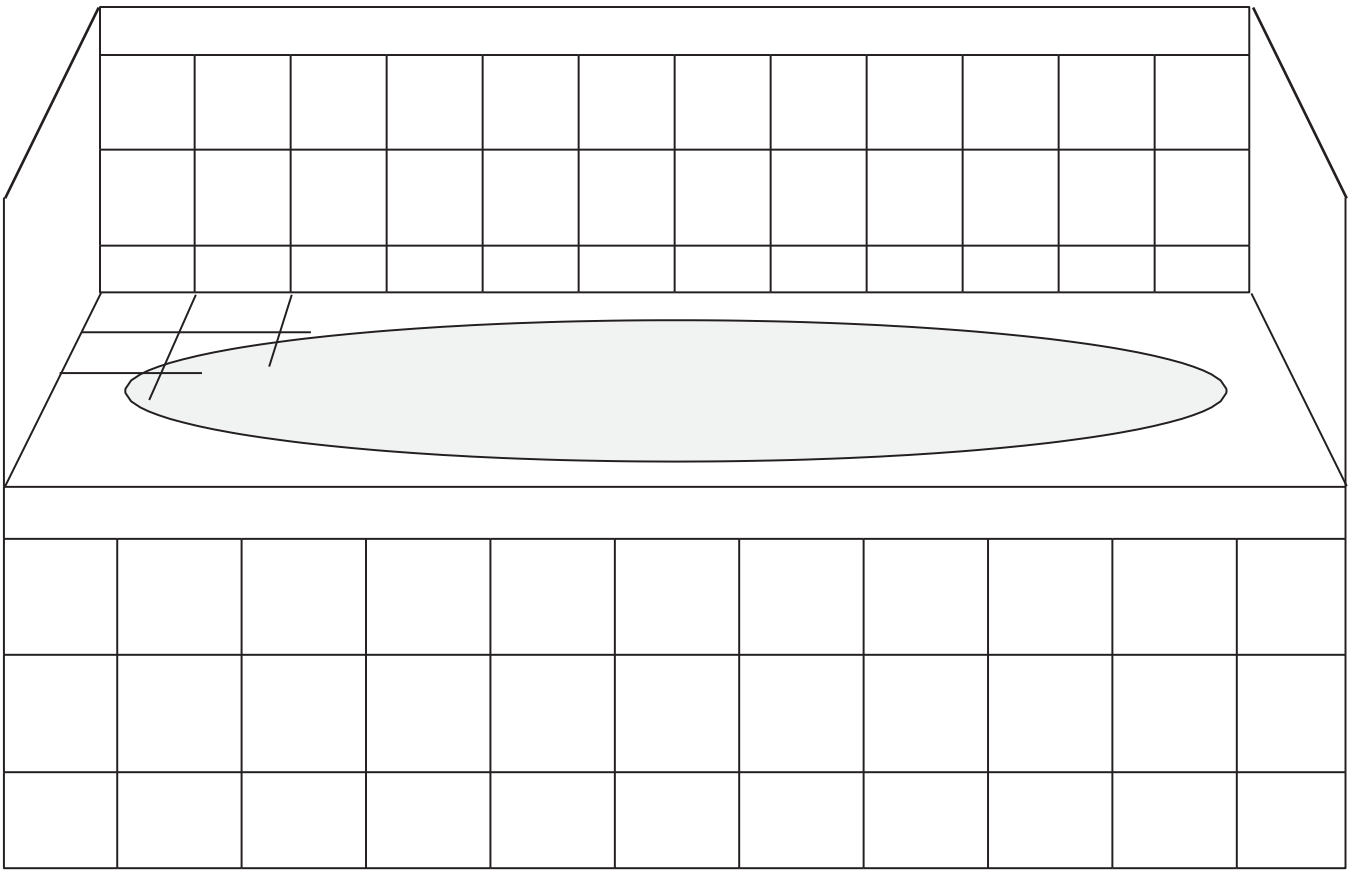

6x6 Straight with Liner

_____

_____

_____

_____

_____

_____

Project: _____ BSS#: _____

Date: _____

Please Note: Sketch is NOT to scale.

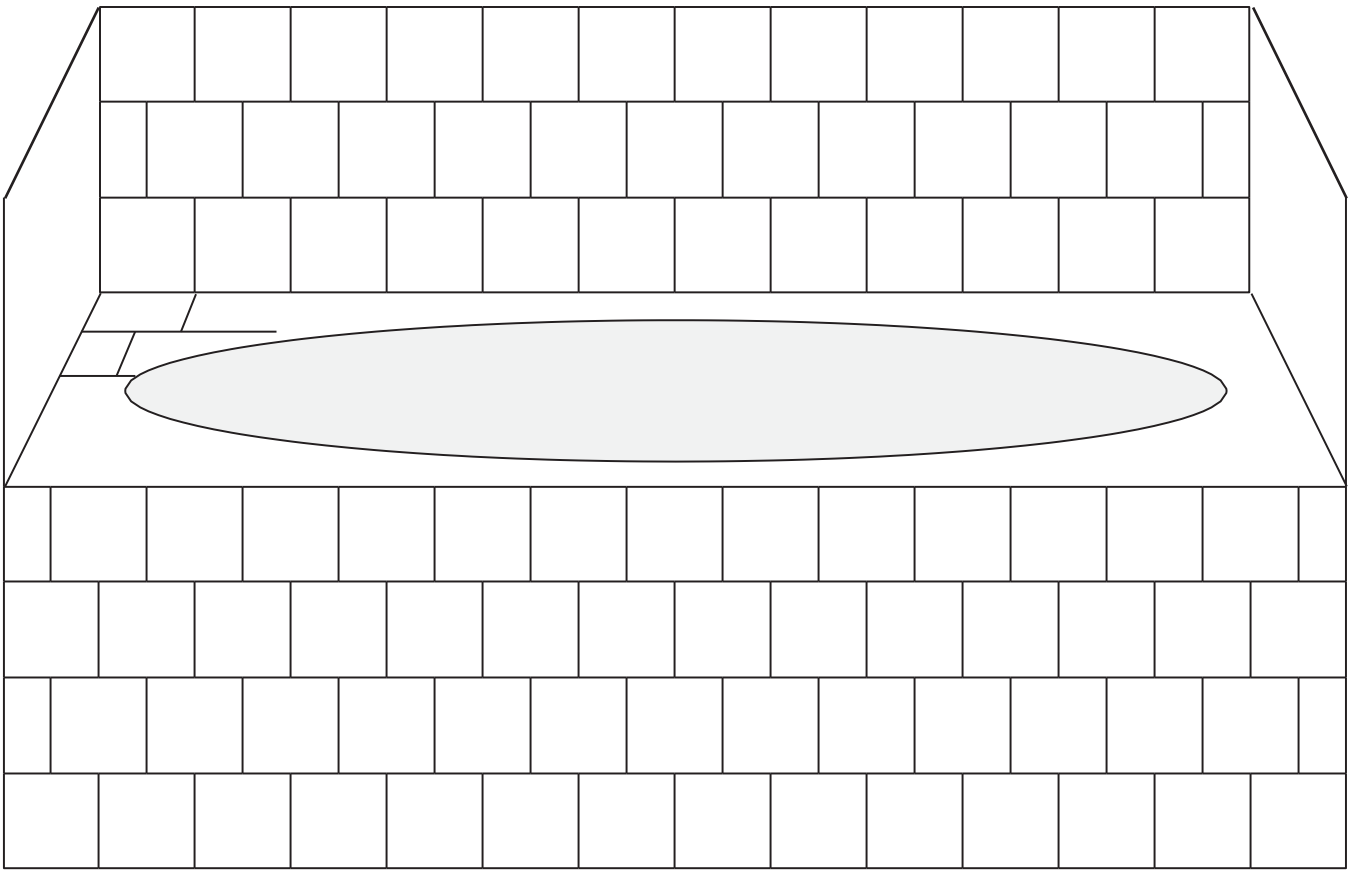

6x6 Brick

_____

_____

_____

_____

_____

_____

Project: _____ BSS#: _____

Date: _____

Please Note: Sketch is NOT to scale.

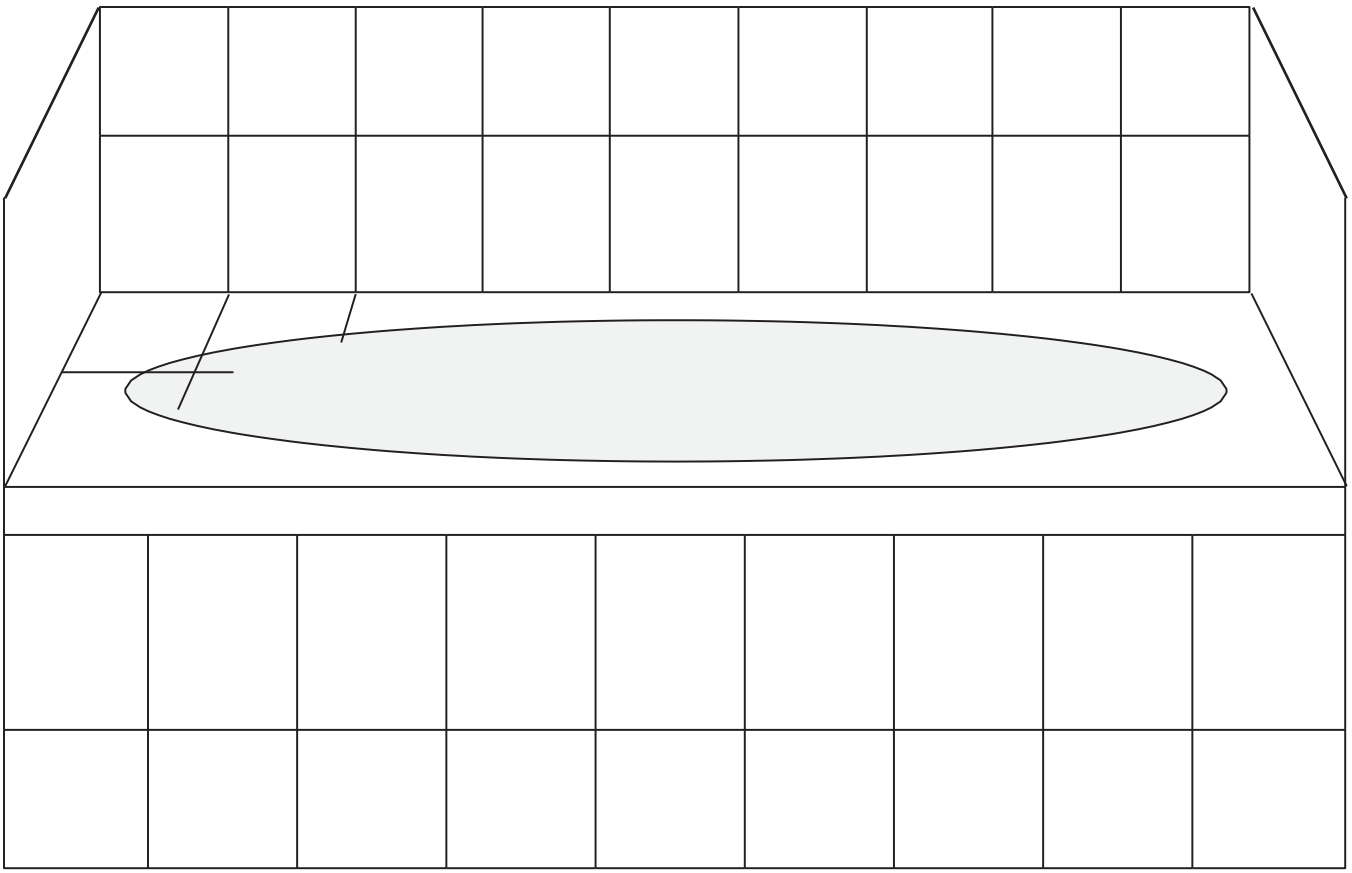

8x10 Vertical with Liner

_____

_____

_____

_____

_____

_____

Project: _____ BSS#: _____

Date: _____

Please Note: Sketch is NOT to scale.

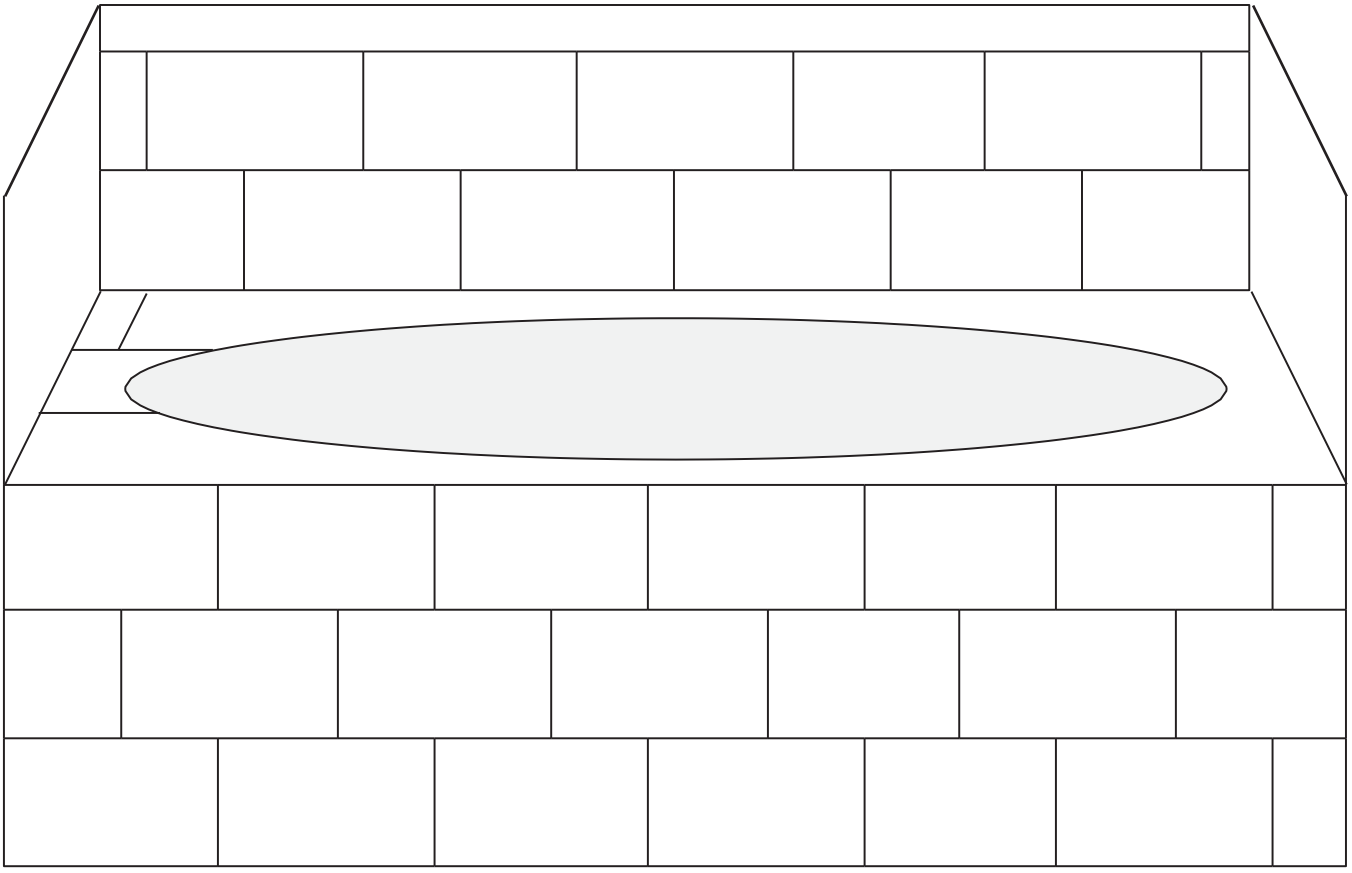

8x12 Horizontal Brick

Project: _____ BSS#: _____

Date: _____

Please Note: Sketch is NOT to scale.

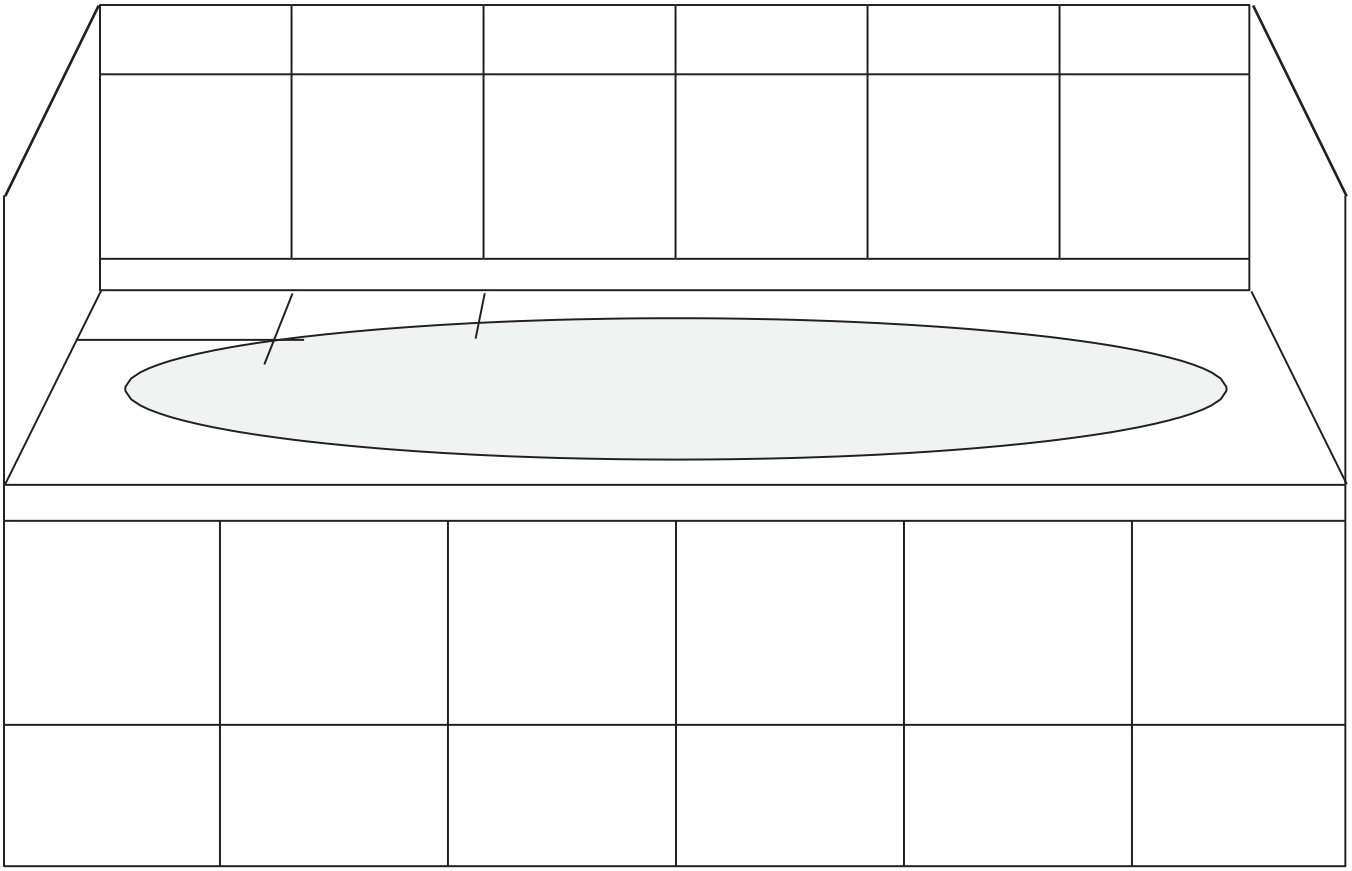

12x12 Straight with Liner

_____

_____

_____

_____

_____

_____

Project: _____ BSS#: _____

Date: _____

Please Note: Sketch is NOT to scale.

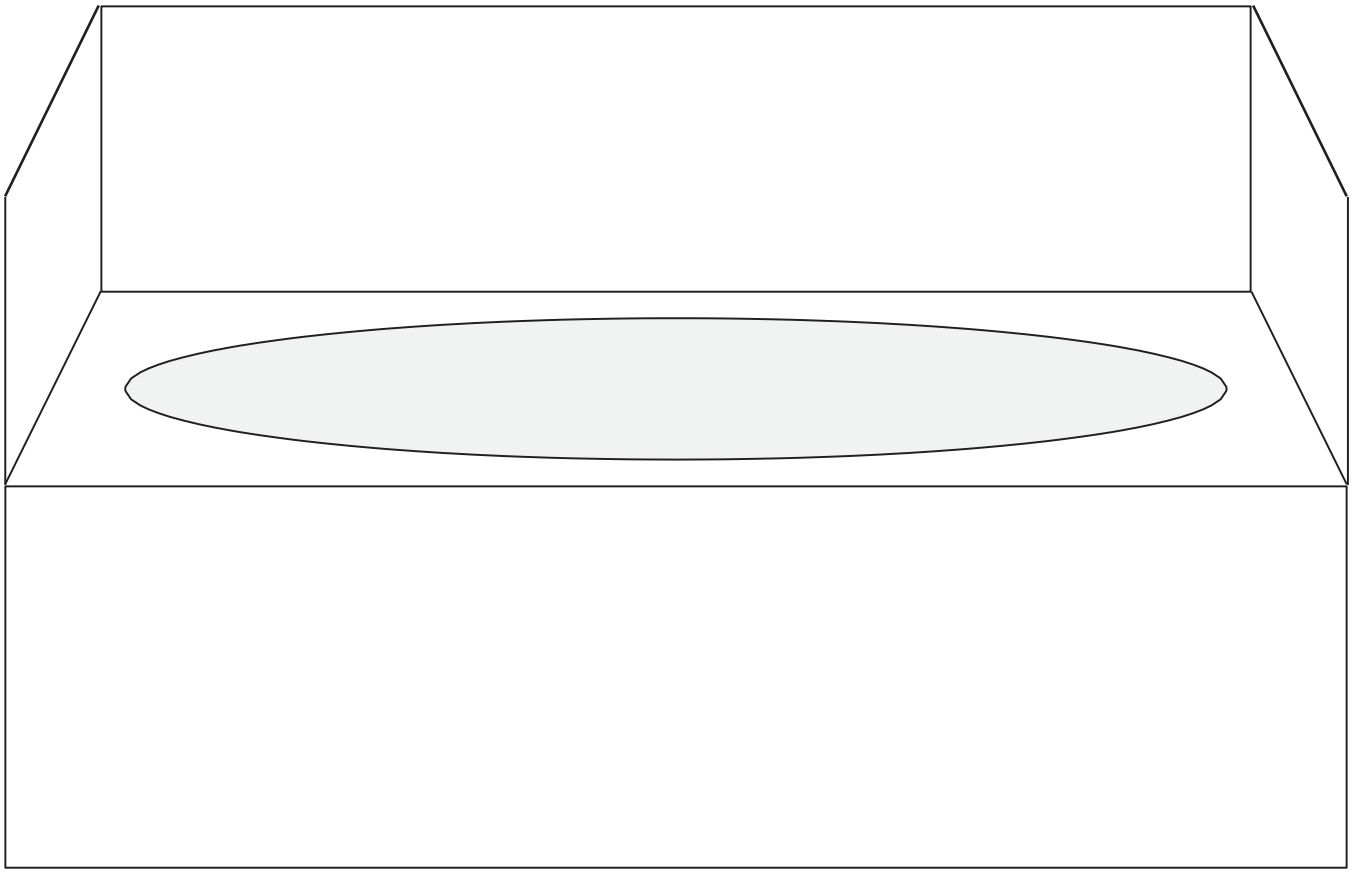

Project: _____ BSS#: _____

Date: _____

Please Note: Sketch is NOT to scale.



3x6 Basketweave

_____

_____

_____

Project: _____ BSS#: _____

Date: _____

Please Note: Sketch is NOT to scale.



3x6 Horizontal Brick

_____

_____

_____

Project: _____ BSS#: _____

Date: _____

Please Note: Sketch is NOT to scale.



3x6 Horizontal Stacked

_____

_____

_____

Project: _____ BSS#: _____

Date: _____

Please Note: Sketch is NOT to scale.



3x6 Vertical Stacked

_____

_____

_____

Project: _____ BSS#: _____

Date: _____

Please Note: Sketch is NOT to scale.

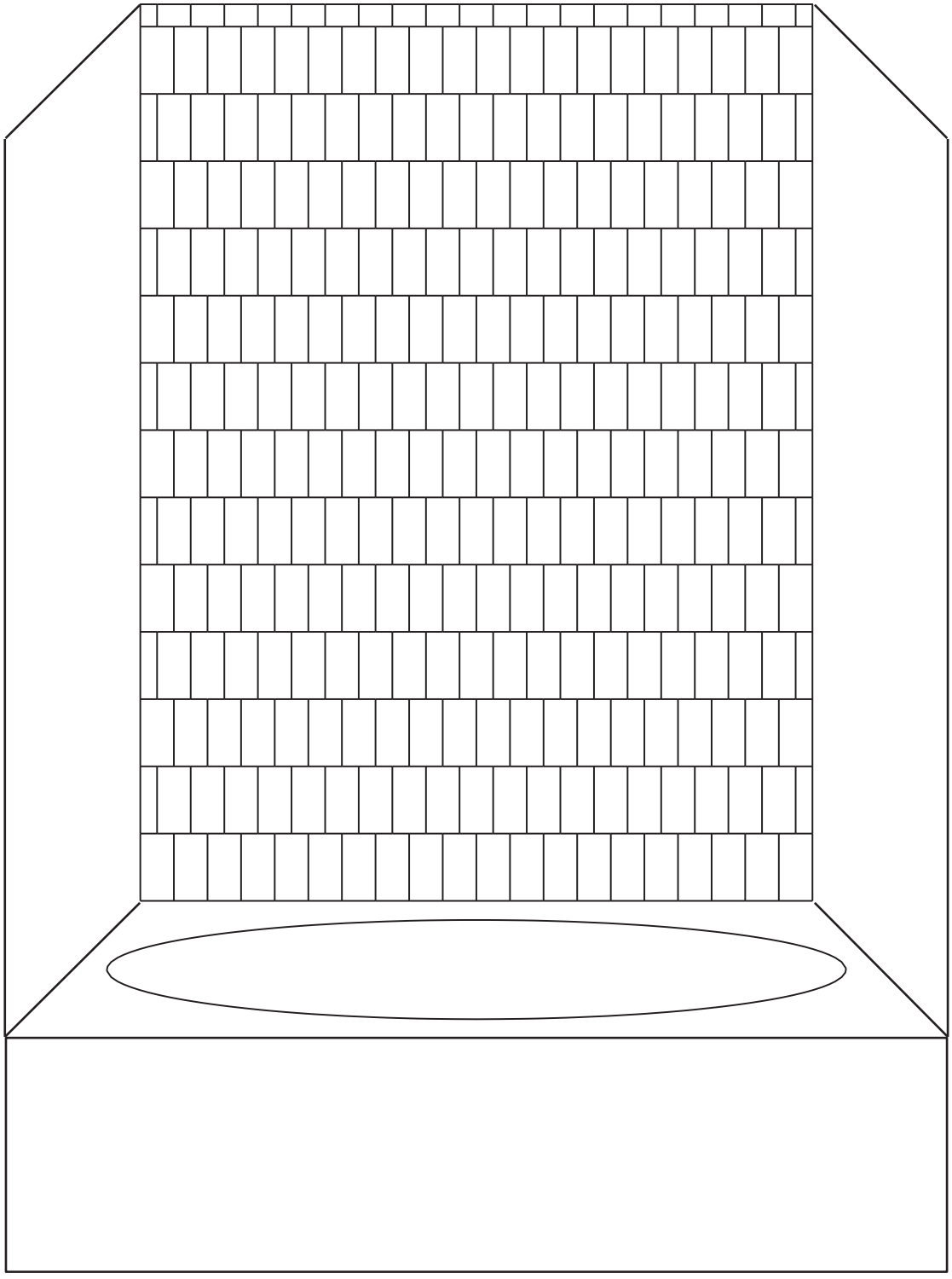

3x6 Vertical Stacked Offset

_____

_____

_____

Project: _____ BSS#: _____

Date: _____

Please Note: Sketch is NOT to scale.



3x6 Herringbone

_____

_____

_____

Project: _____ BSS#: _____

Date: _____

Please Note: Sketch is NOT to scale.

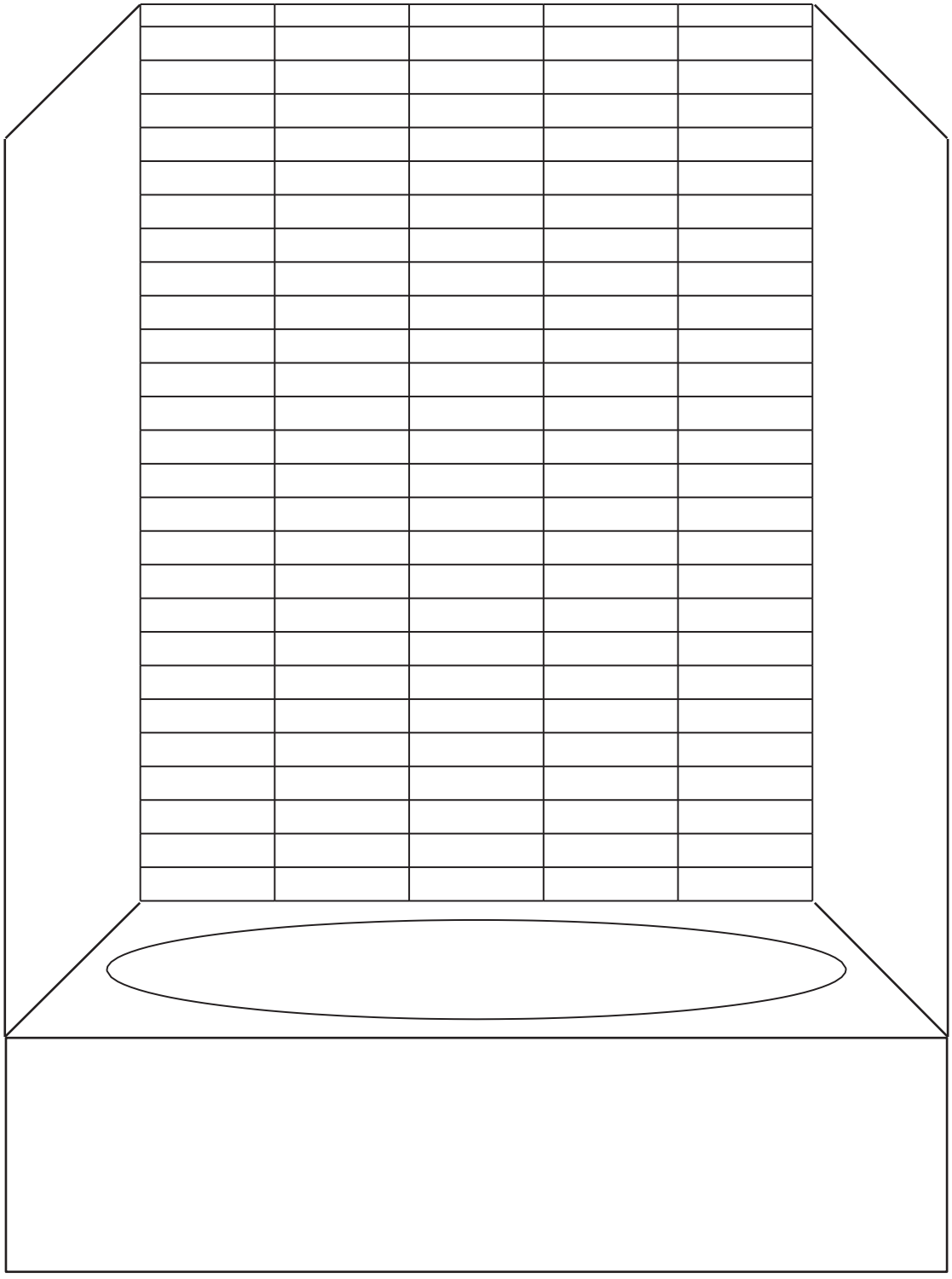

3x12 Horizontal Stacked

_____

_____

_____

Project: _____ BSS#: _____

Date: _____

Please Note: Sketch is NOT to scale.



3x12 Vertical Stacked

_____

_____

_____

Project: _____ BSS#: _____

Date: _____

Please Note: Sketch is NOT to scale.



3x12 Horizontal Brick

_____

_____

_____

Project: _____ BSS#: _____

Date: _____

Please Note: Sketch is NOT to scale.



3x12 Horizontal Offset

_____

_____

_____

Project: _____ BSS#: _____

Date: _____

Please Note: Sketch is NOT to scale.



3x12 Horizontal 1/3 Stairstep Offset

_____

_____

_____

Project: _____ BSS#: _____

Date: _____

Please Note: Sketch is NOT to scale.

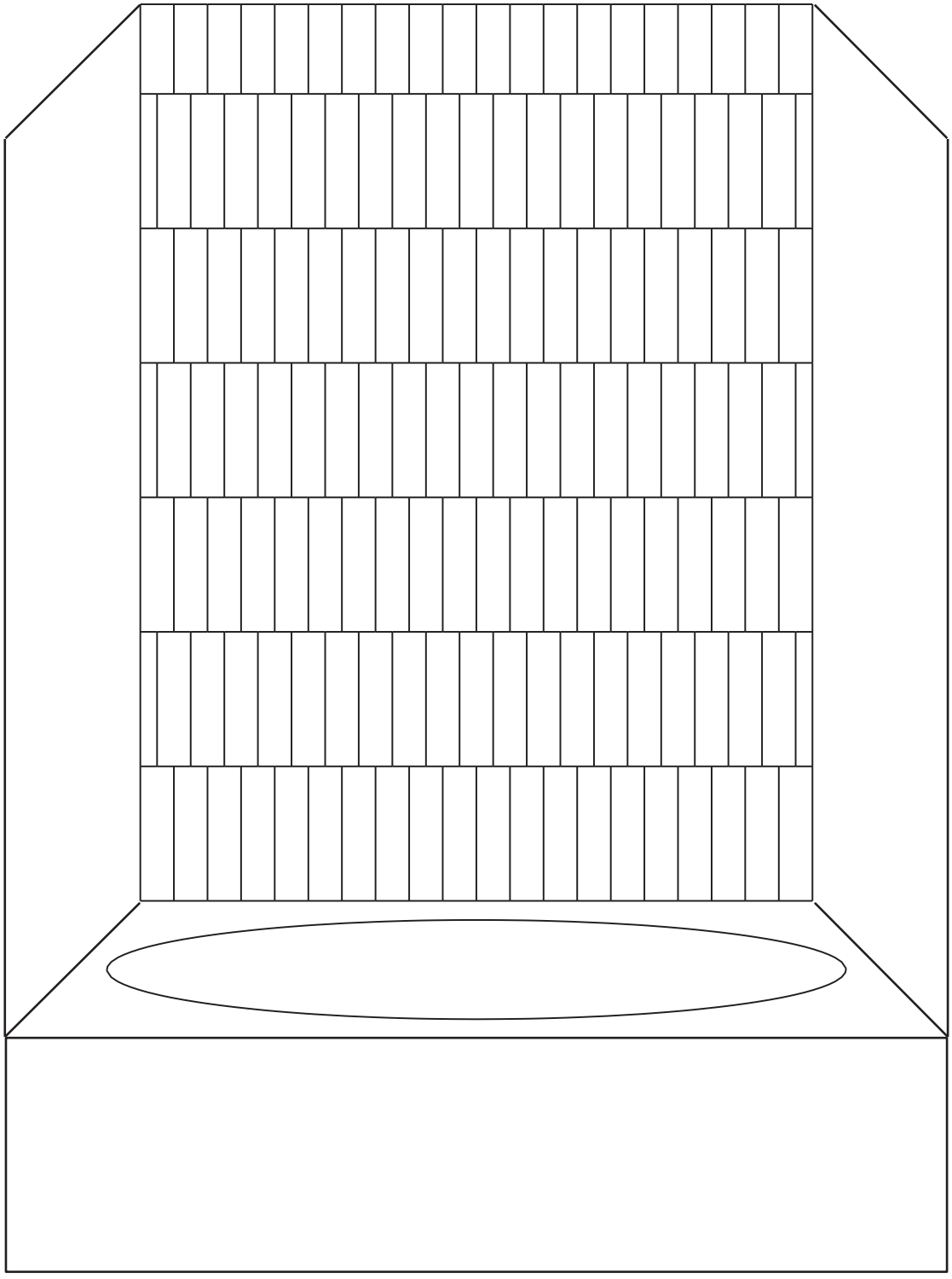

3x12 Vertical Stacked Offset

_____

_____

_____

Project: _____ BSS#: _____

Date: _____

Please Note: Sketch is NOT to scale.



3x12 Picket Horizontal

_____

_____

_____

Project: _____ BSS#: _____

Date: _____

Please Note: Sketch is NOT to scale.

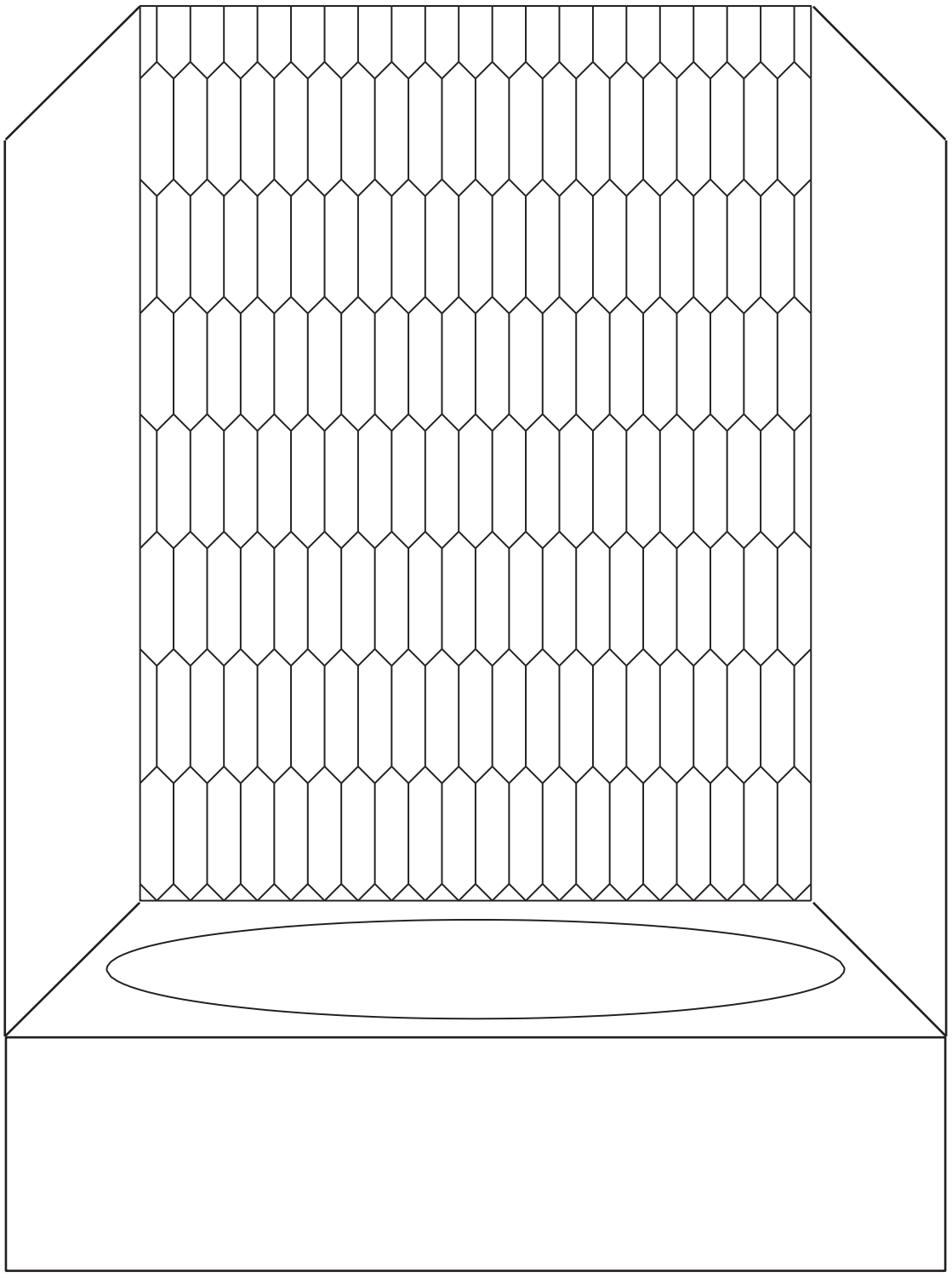

3x12 Picket Vertical

_____

_____

_____

Project: _____ BSS#: _____

Date: _____

Please Note: Sketch is NOT to scale.



4x10 Brick

_____

_____

_____

Project: _____ BSS#: _____

Date: _____

Please Note: Sketch is NOT to scale.



4x10 Herringbone

_____

_____

_____

Project: _____ BSS#: _____

Date: _____

Please Note: Sketch is NOT to scale.



4x16 Offset

Per TCNA (ANSI A108.02): tile over 15" may not be offset more than 33% (1/3) unless the manufacturer specifies otherwise.

_____

_____

_____

Project: _____ BSS#: _____

Date: _____

Please Note: Sketch is NOT to scale.



6x6 Straight

_____

_____

_____

Project: _____ BSS#: _____

Date: _____

Please Note: Sketch is NOT to scale.



6x6 Brick

_____

_____

_____

Project: _____ BSS#: _____

Date: _____

Please Note: Sketch is NOT to scale.



6x6 Diagonal

_____

_____

_____

Project: _____ BSS#: _____

Date: _____

Please Note: Sketch is NOT to scale.



6x18 Offset

Per TCNA (ANSI A108.02): tile over 15" may not be offset more than 33% (1/3) unless the manufacturer specifies otherwise.

_____

_____

_____

Project: _____ BSS#: _____

Date: _____

Please Note: Sketch is NOT to scale.



6x18 Horizontal Stacked

Per TCNA (ANSI A108.02): tile over 15" may not be offset more than 33% (1/3) unless the manufacturer specifies otherwise.

_____

_____

_____

Project: _____ BSS#: _____

Date: _____

Please Note: Sketch is NOT to scale.

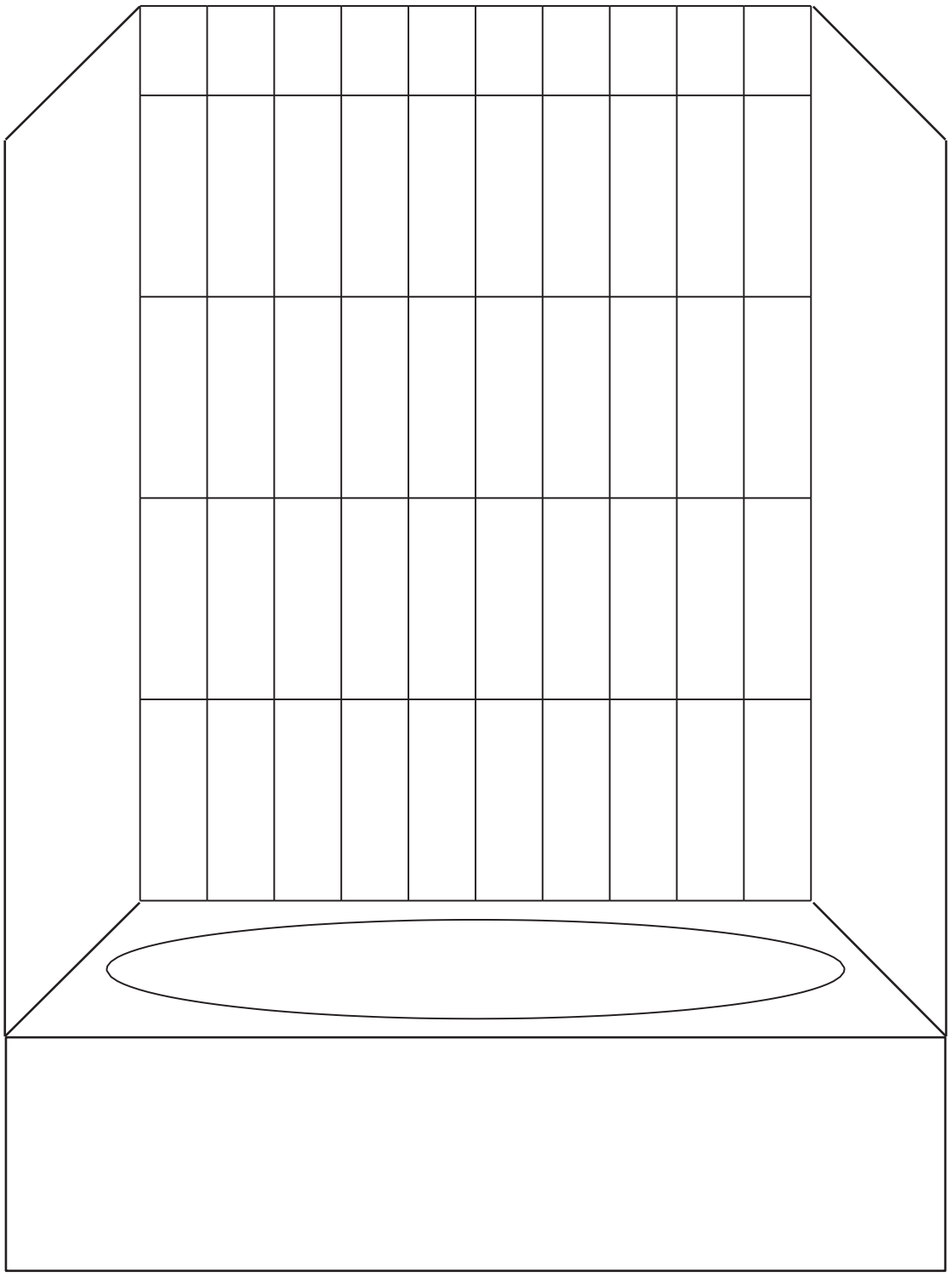

6x18 Vertical Stacked

Per TCNA (ANSI A108.02): tile over 15" may not be offset more than 33% (1/3) unless the manufacturer specifies otherwise.

Project: _____ BSS#: _____

Date: _____

Please Note: Sketch is NOT to scale.



8x10 or 8x12 Horizontal Brick

_____

_____

_____

Project: _____ BSS#: _____

Date: _____

Please Note: Sketch is NOT to scale.

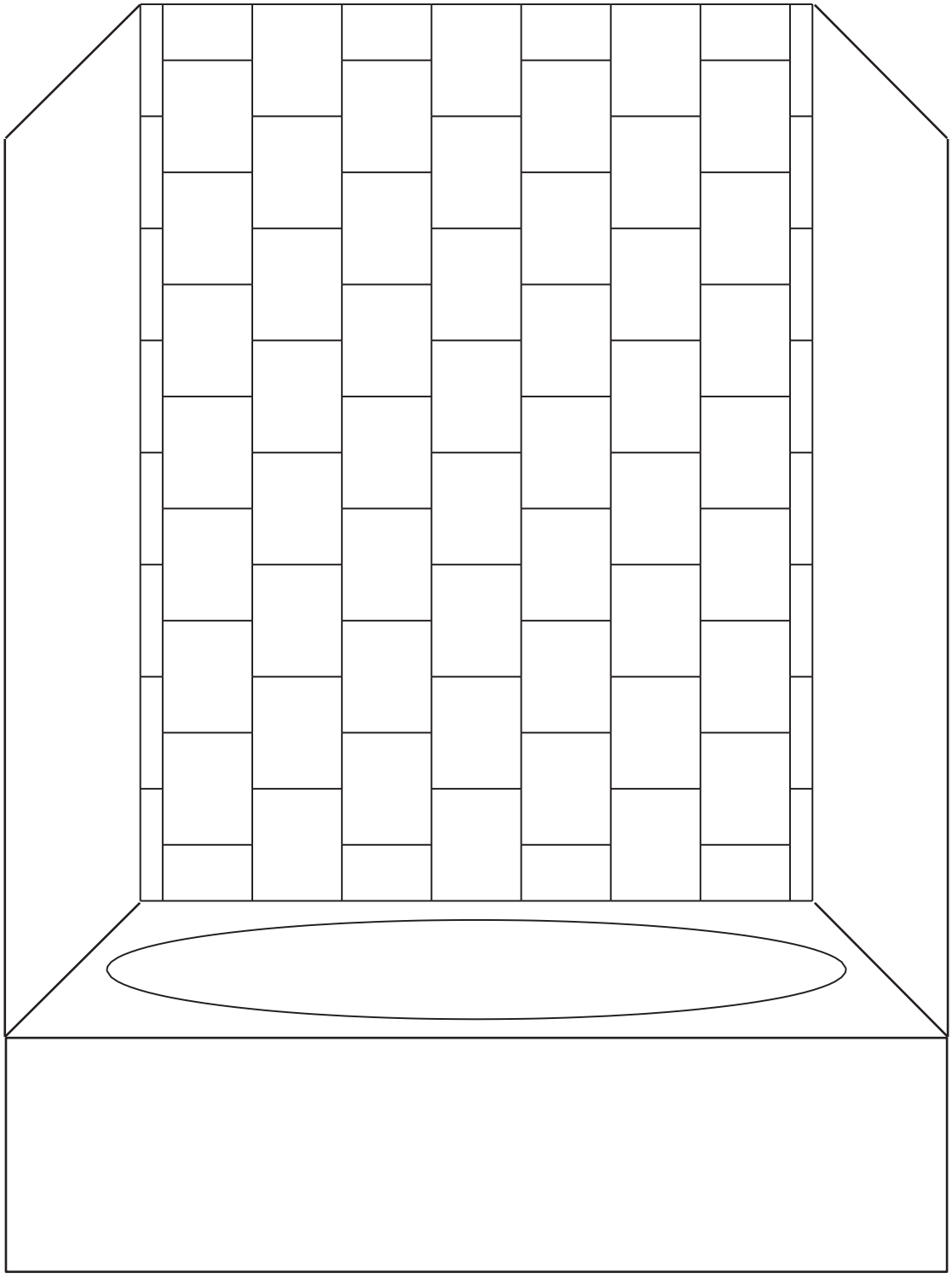

8x10 or 8x12 Vertical Brick

_____

_____

_____

Project: _____ BSS#: _____

Date: _____

Please Note: Sketch is NOT to scale.



12x12 Diagonal

_____

_____

_____

Project: _____ BSS#: _____

Date: _____

Please Note: Sketch is NOT to scale.



12x12 Straight with Vertical Liner

_____

_____

_____

Project: _____ BSS#: _____

Date: _____

Please Note: Sketch is NOT to scale.



12x24 Vertical Stacked

Per TCNA (ANSI A108.02): tile over 15" may not be offset more than 33% (1/3) unless the manufacturer specifies otherwise.

_____

_____

_____

Project: _____ BSS#: _____

Date: _____

Please Note: Sketch is NOT to scale.

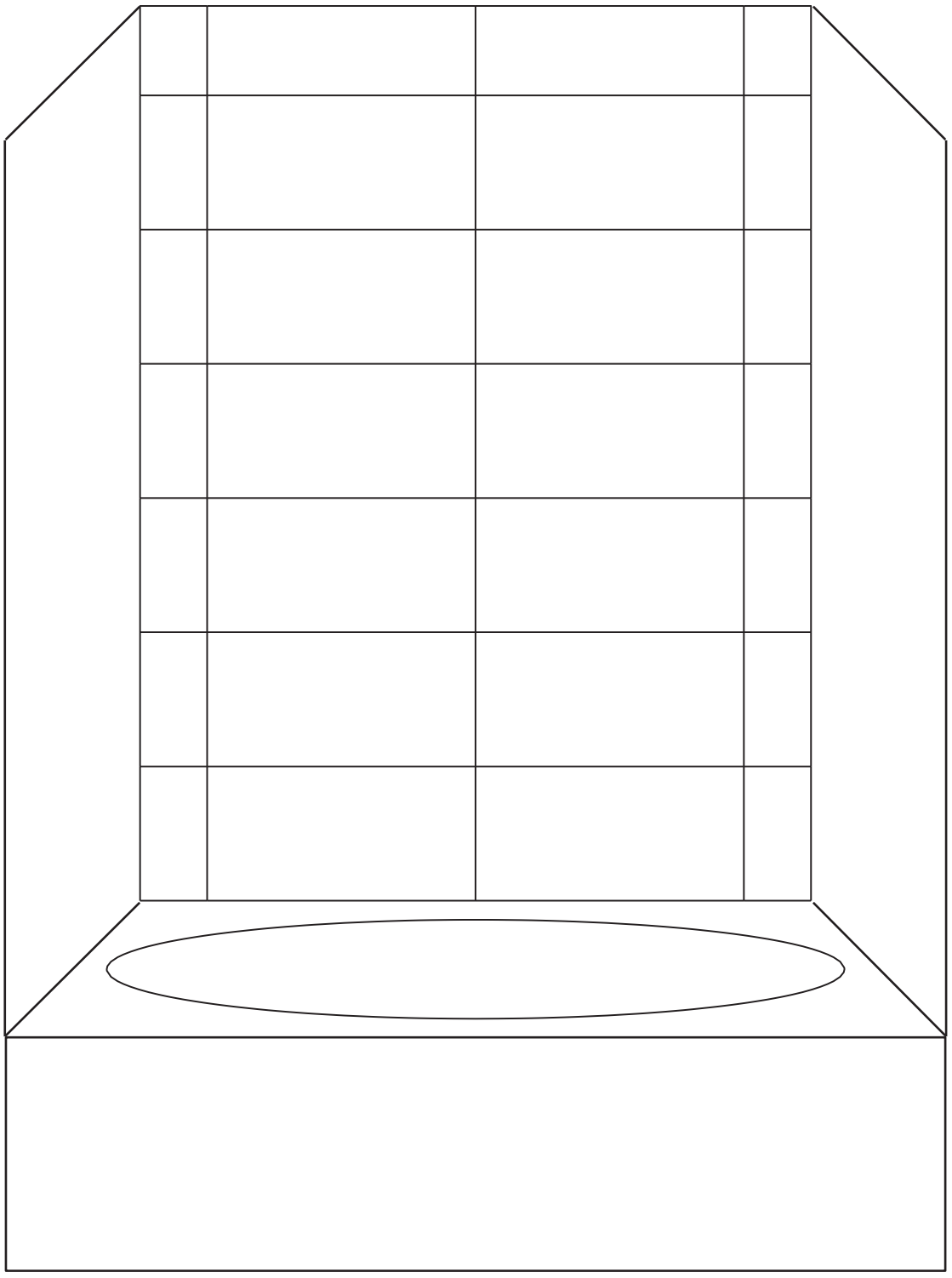

12x24 Horizontal Stacked

Per TCNA (ANSI A108.02): tile over 15" may not be offset more than 33% (1/3) unless the manufacturer specifies otherwise.

_____

_____

_____

Project: _____ BSS#: _____

Date: _____

Please Note: Sketch is NOT to scale.



12x24 Horizontal Offset Joint

Per TCNA (ANSI A108.02): tile over 15" may not be offset more than 33% (1/3) unless the manufacturer specifies otherwise.

Project: _____ BSS#: _____

Date: _____

Please Note: Sketch is NOT to scale.

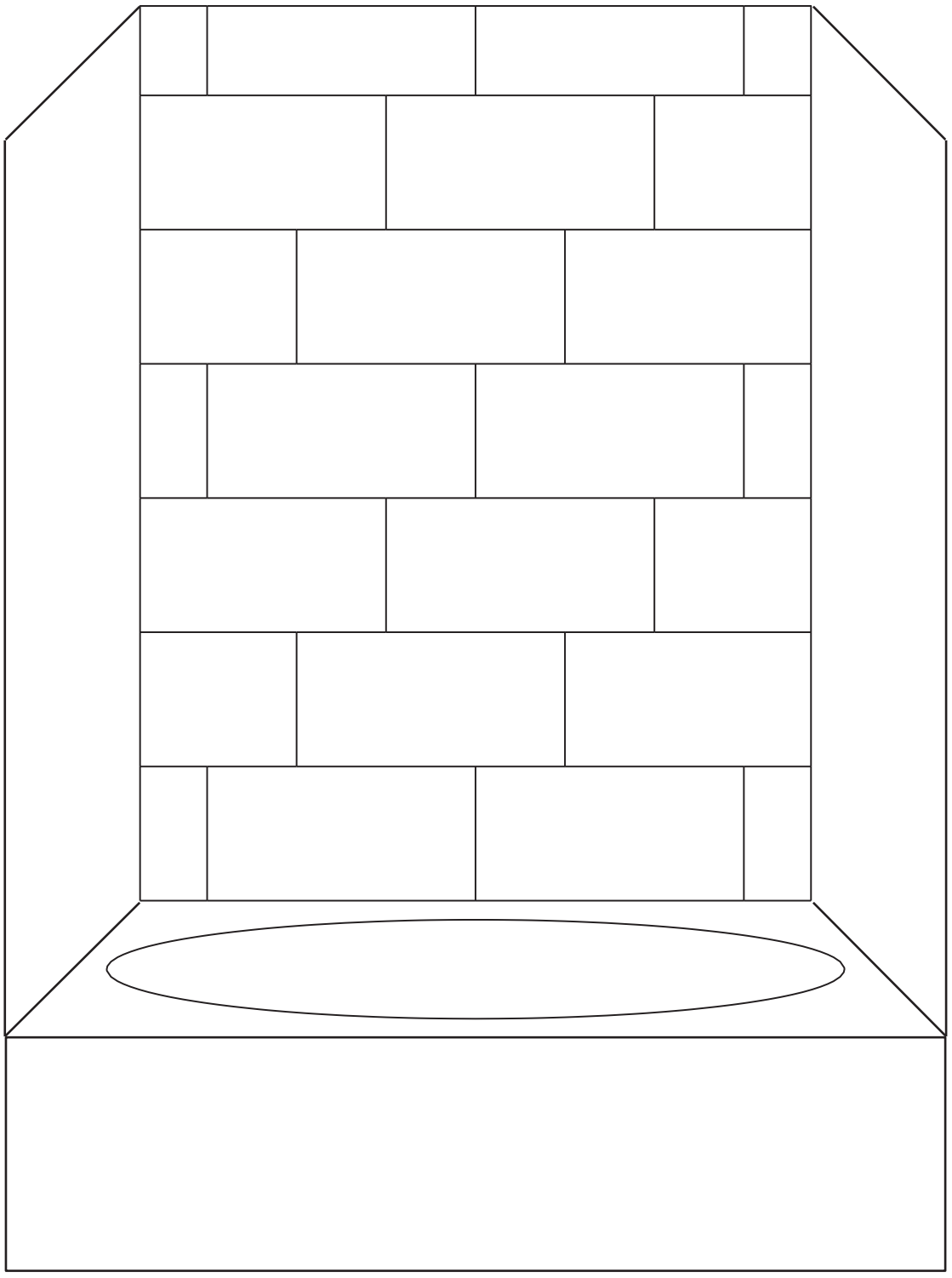

12x24 Horizontal 1/3 Stairstep Offset

Per TCNA (ANSI A108.02): tile over 15" may not be offset more than 33% (1/3) unless the manufacturer specifies otherwise.

Project: _____ BSS#: _____

Date: _____

Please Note: Sketch is NOT to scale.



24x48 Horizontal Stack

Per TCNA (ANSI A108.02): tile over 15" may not be offset more than 33% (1/3) unless the manufacturer specifies otherwise.

Project: _____ BSS#: _____

Date: _____

Please Note: Sketch is NOT to scale.



24x48 Vertical Stack

Per TCNA (ANSI A108.02): tile over 15" may not be offset more than 33% (1/3) unless the manufacturer specifies otherwise.

_____

_____

_____

Project: _____ BSS#: _____

Date: _____ *Please Note: Sketch is NOT to scale.*

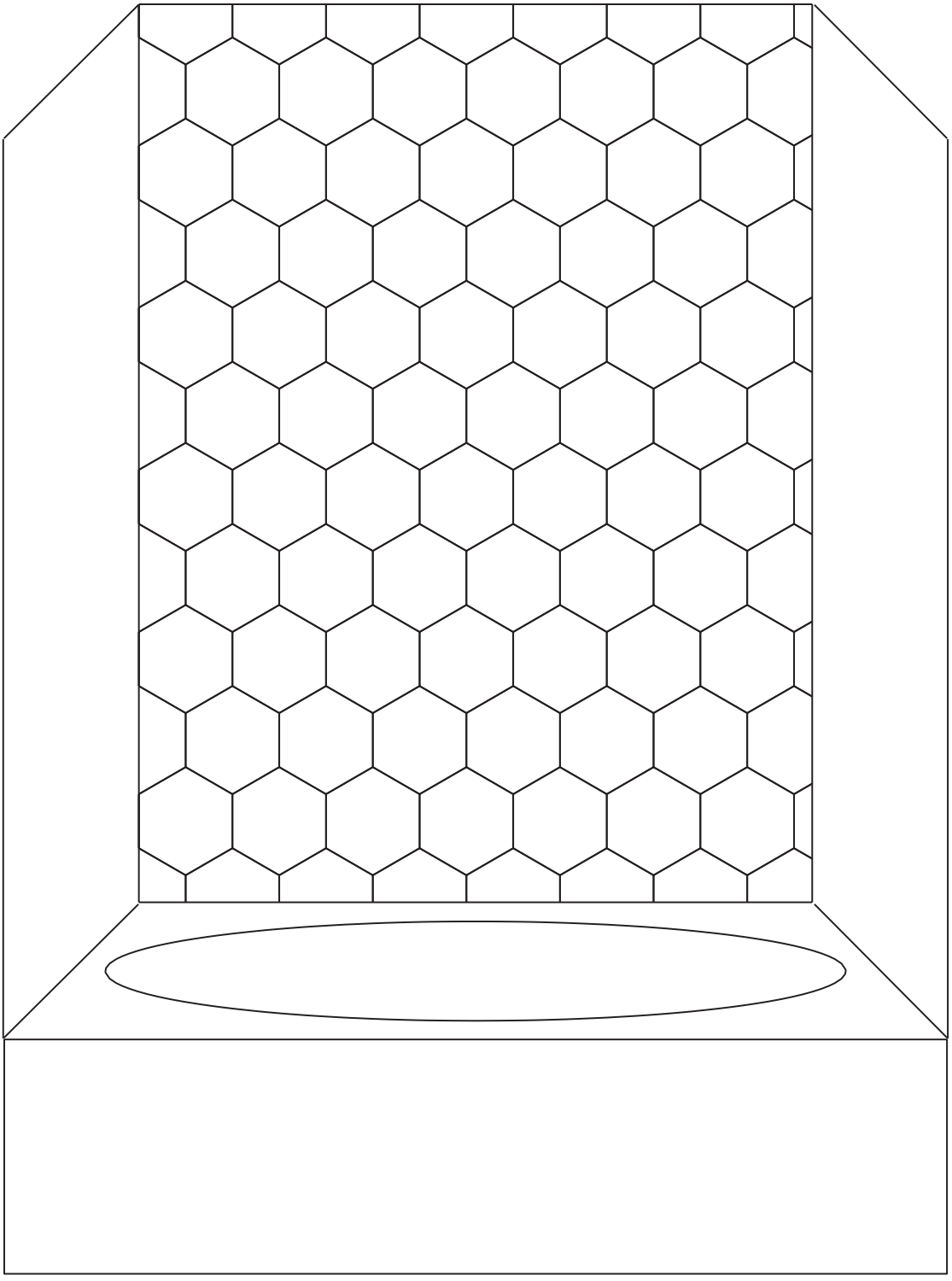

Hexagons

_____

_____

_____

Project: _____ BSS#: _____

Date: _____

Please Note: Sketch is NOT to scale.

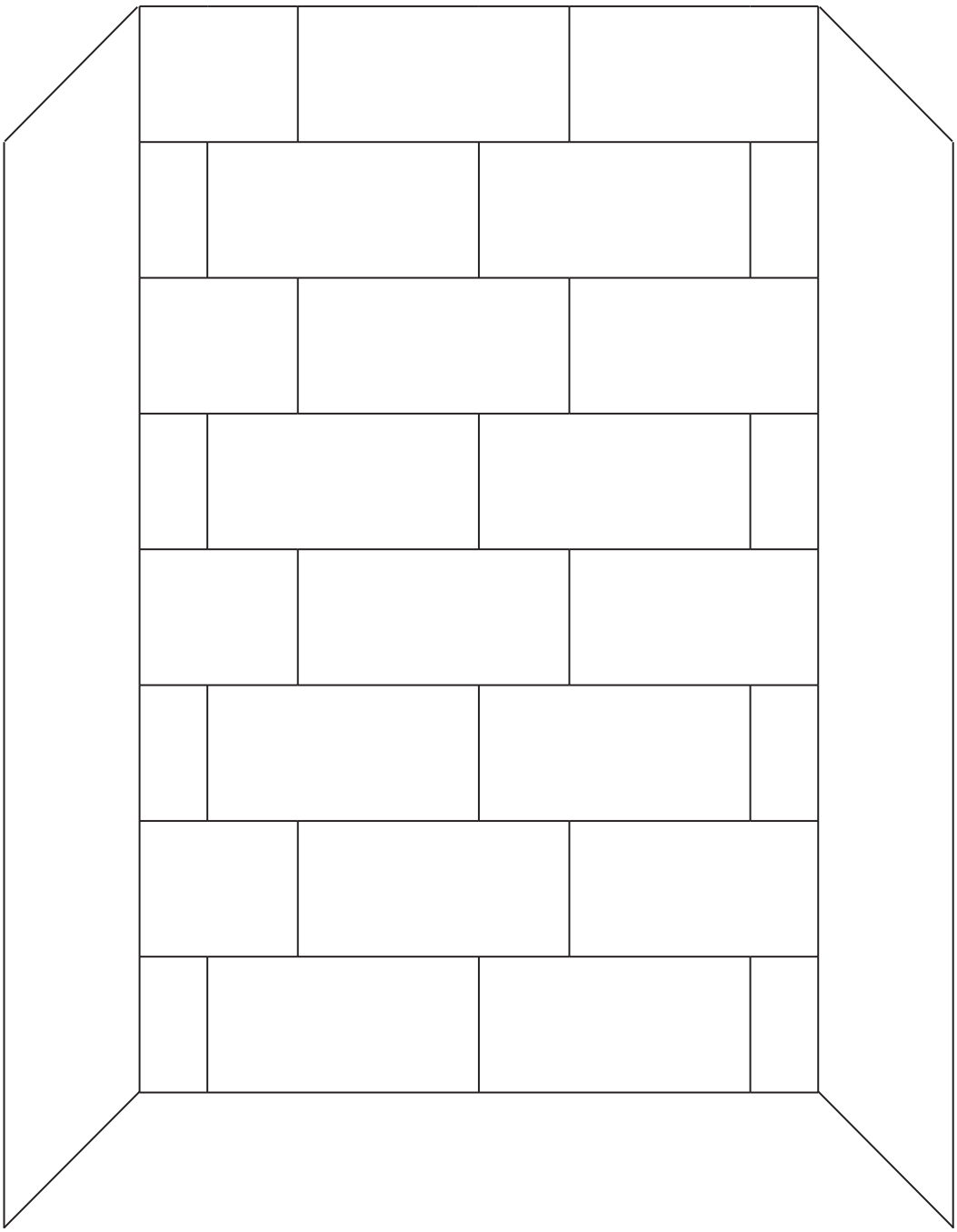

12x24 Horizontal Offset Joint

Per TCNA (ANSI A108.02): tile over 15" may not be offset more than 33% (1/3) unless the manufacturer specifies otherwise.

Project: _____ BSS#: _____

Date: _____

Please Note: Sketch is NOT to scale.

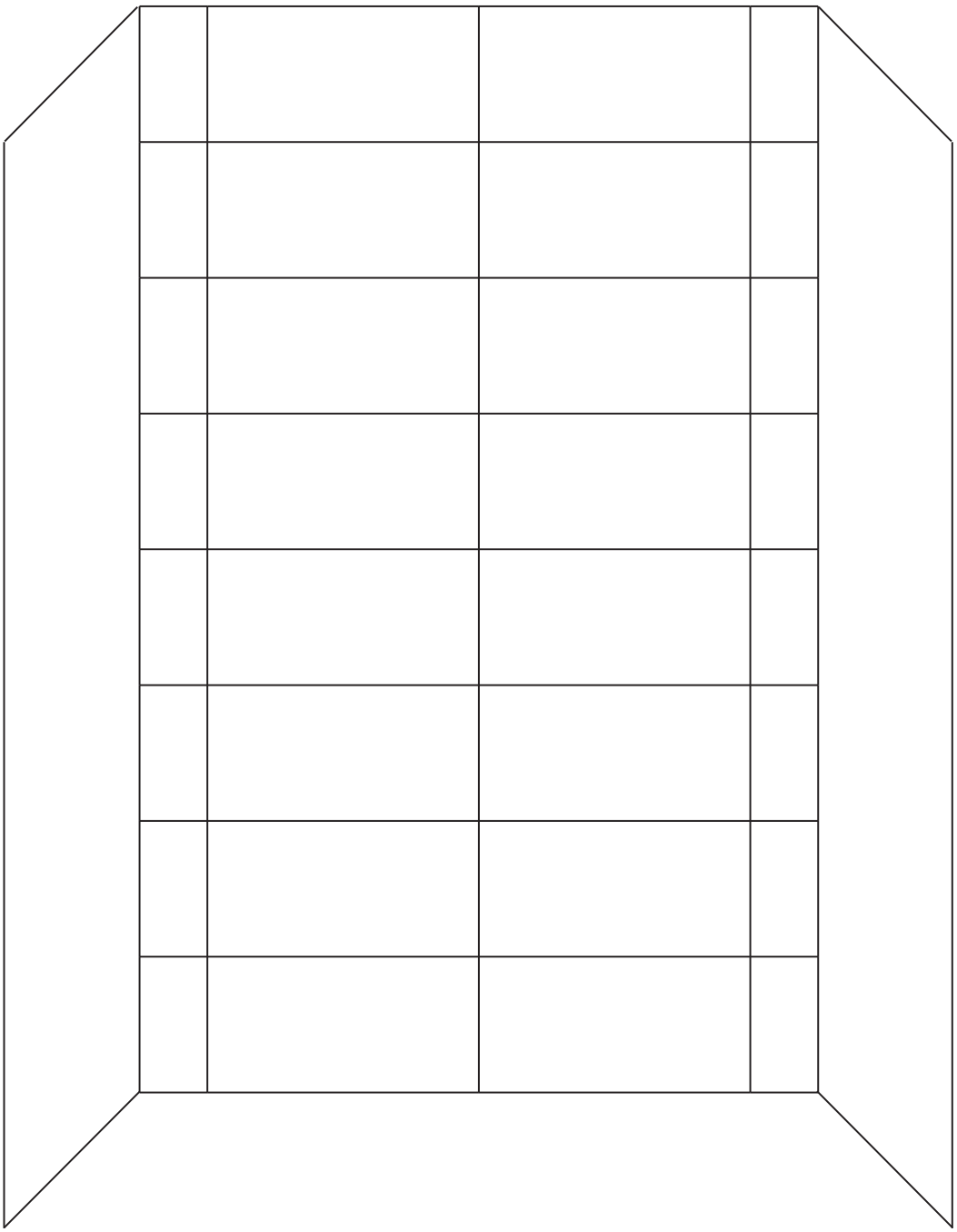

12x24 Horizontal Stack

Per TCNA (ANSI A108.02): tile over 15" may not be offset more than 33% (1/3) unless the manufacturer specifies otherwise.

_____

_____

_____

Project: _____ BSS#: _____

Date: _____

Please Note: Sketch is NOT to scale.

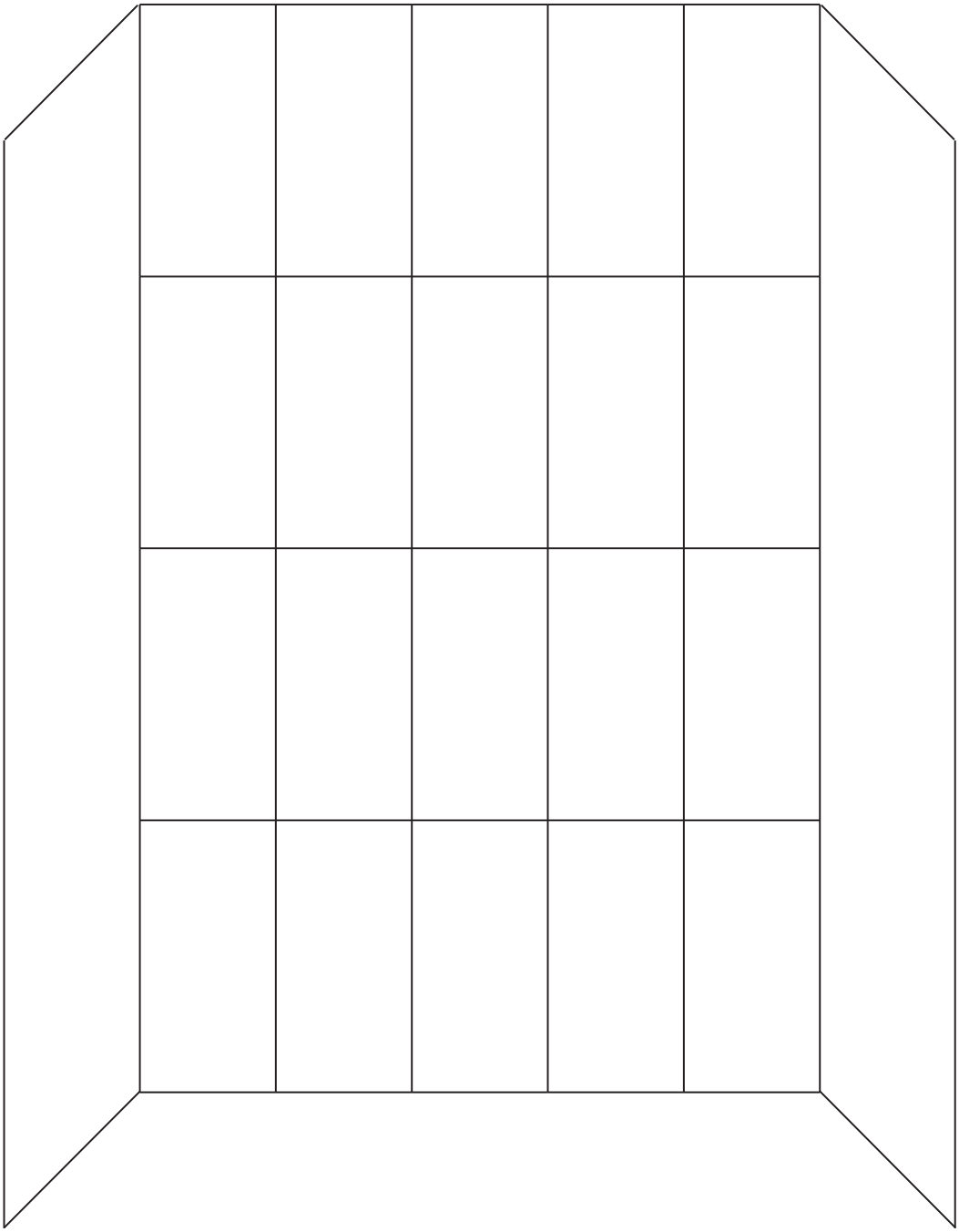

12x24 Vertical Stack

Per TCNA (ANSI A108.02): tile over 15" may not be offset more than 33% (1/3) unless the manufacturer specifies otherwise.

Project: _____ BSS#: _____

Date: _____

Please Note: Sketch is NOT to scale.

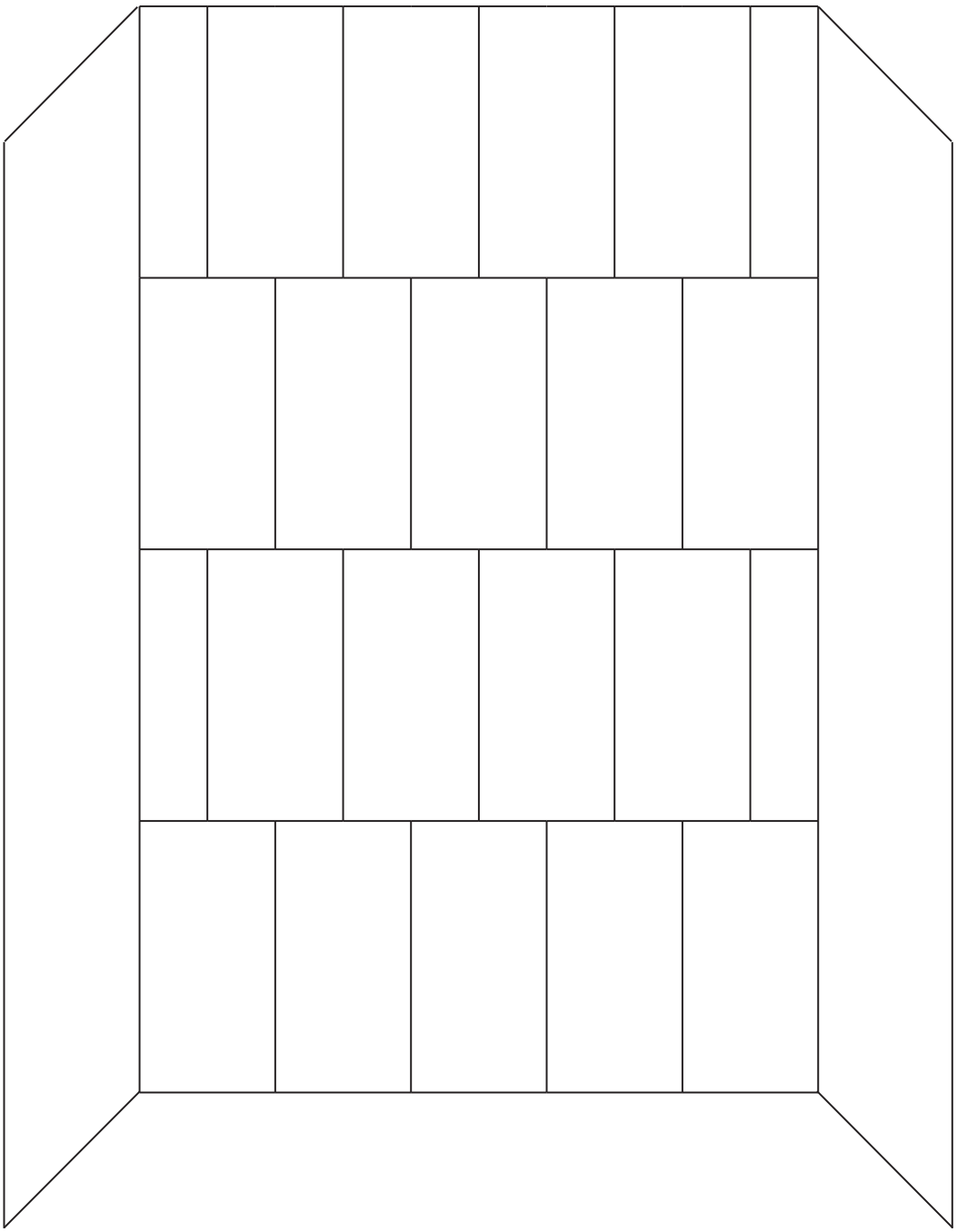

12x24 Vertical Stack Offset

Per TCNA (ANSI A108.02): tile over 15" may not be offset more than 33% (1/3) unless the manufacturer specifies otherwise.

COMPONENTS

▲ Back to contents

Single Door Vanity Base – 21” Deep

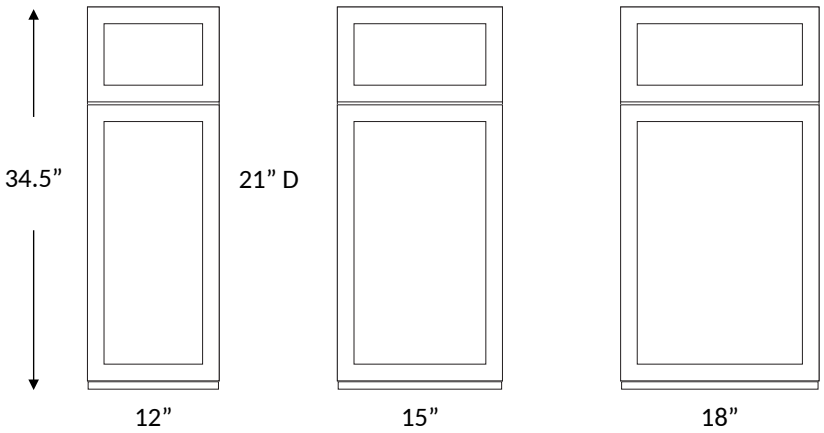

Not available in Essential

Single Door Vanity Cabinet – 21” Deep

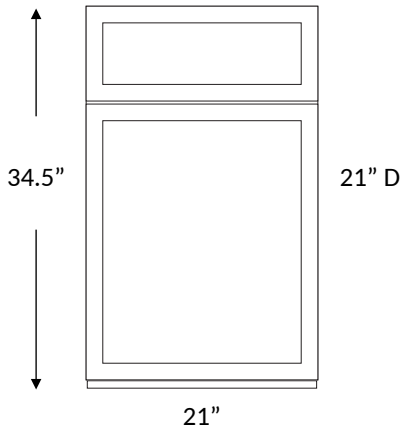

Not available in Essential

COMPONENTS

▲ Back to contents

Double Door Vanity – 21” Deep

Oslo features a single drawer on all vanity cabinet sizes

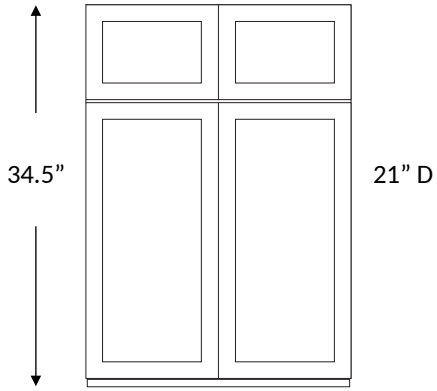

24”



27”



30”



33”



36”

COMPONENTS

▲ Back to contents

Vanity Drawer Base – 21” Deep



Essential Only

Vanity Drawer – 21” Deep



COMPONENTS

▲ Back to contents

Sink Base with Drawers – 21” Deep

Not available in Essential

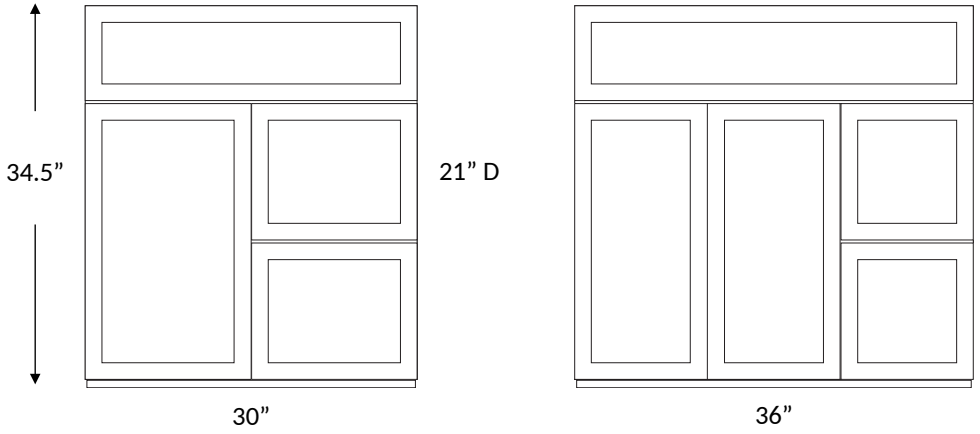



COMPONENTS

▲ Back to contents

Vanity Sink Base – 21” Deep



Sink Base with Open Shelf – 21” Deep

Not available in Essential

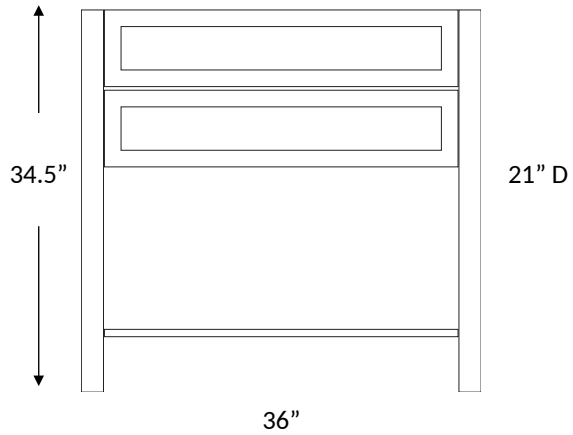

COMPONENTS

▲ Back to contents

Single Door Pantry – 24” Deep

Brooklyn, Shaker, Essential



Oslo



COMPONENTS

▲ Back to contents

Double Door Pantry – 24” Deep

Brooklyn, Shaker, not available in Essential

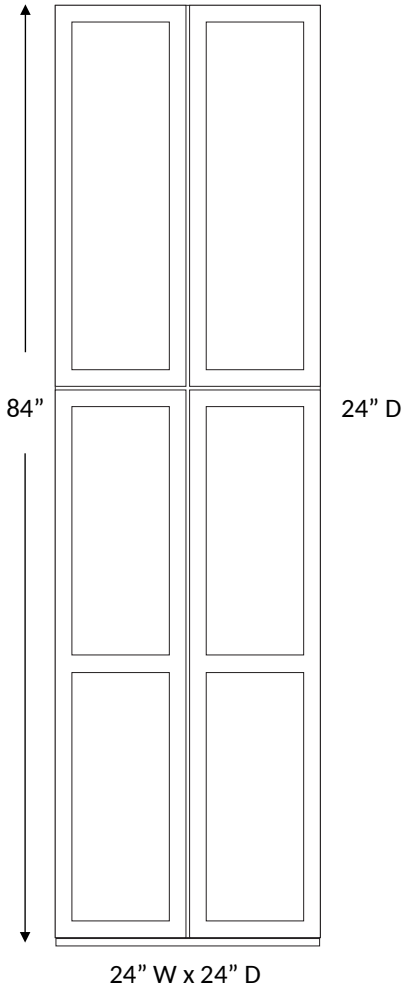

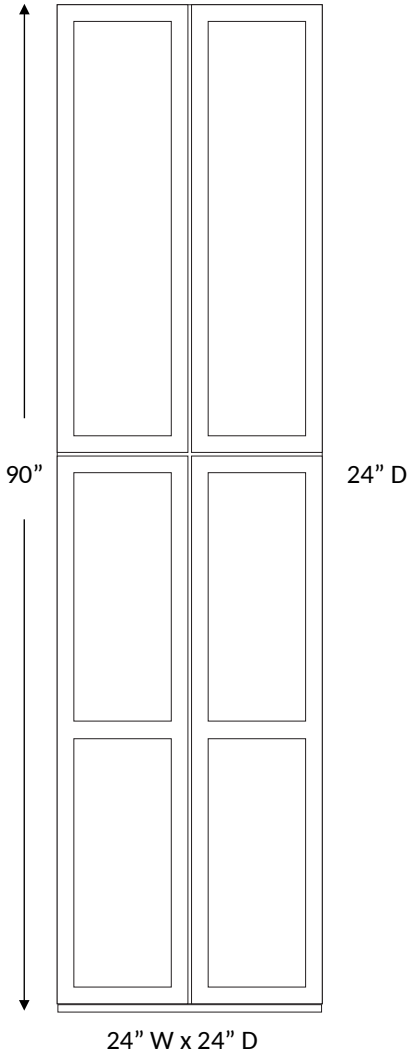



COMPONENTS

▲ Back to contents

Double Door Pantry – 24” Deep

Brooklyn, Shaker, Essential (as noted)

Only available in Shaker White and Essential White

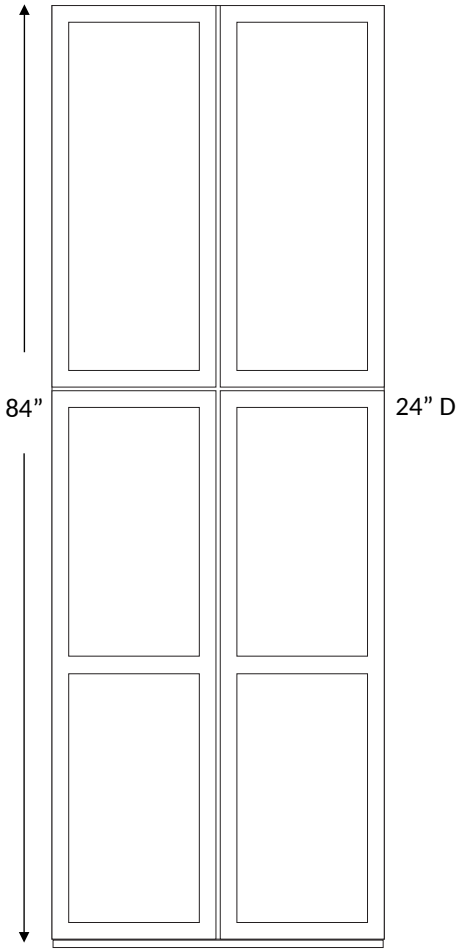

30” W x 24” D

Not available in Essential



30” W x 24” D

Not available in Essential



30” W x 24” D

COMPONENTS

▲ Back to contents

Double Door Pantry – 24” Deep

Oslo

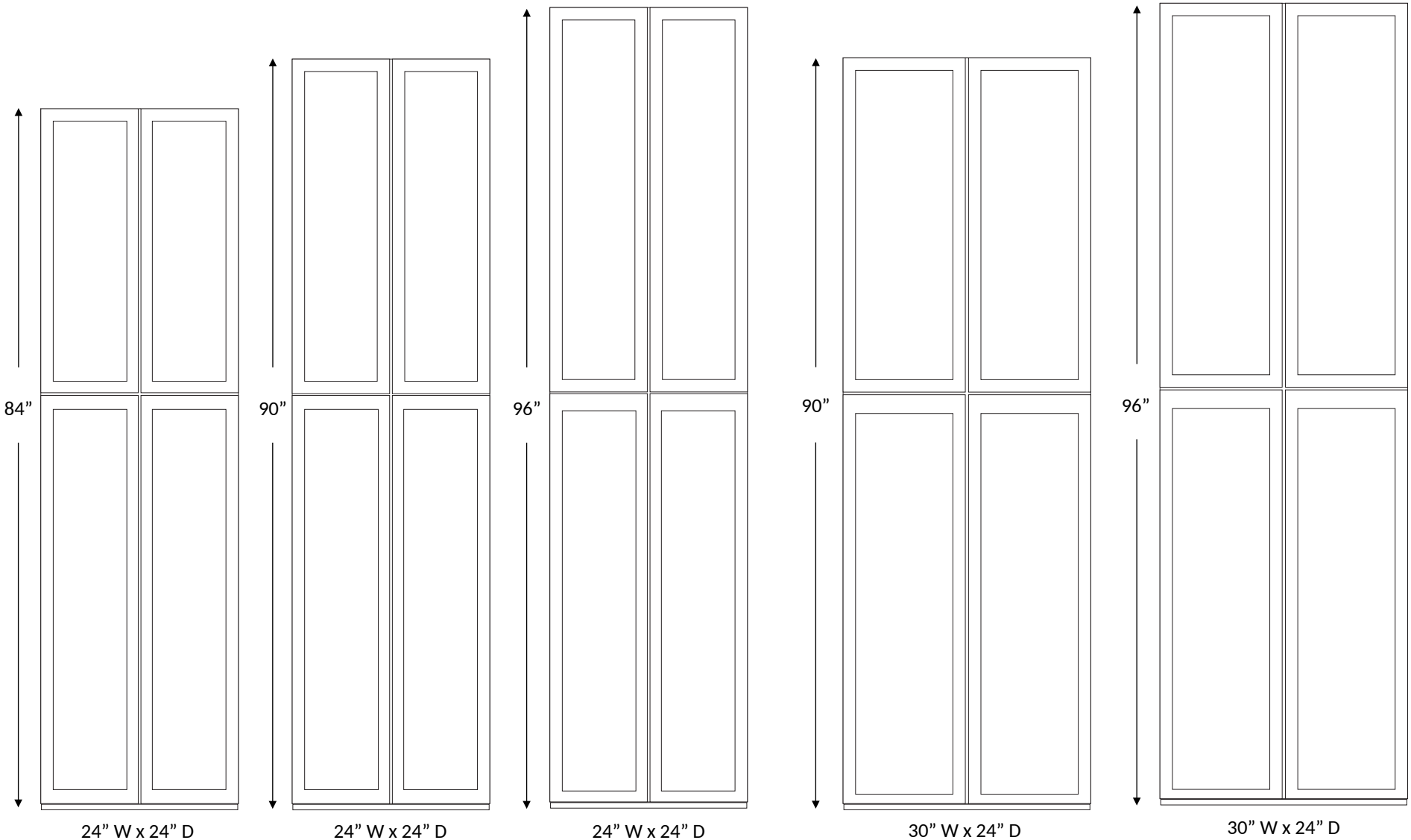

COMPONENTS

▲ Back to contents

Wall Tower with 3 Drawers – 15” Deep

Not available in Essential

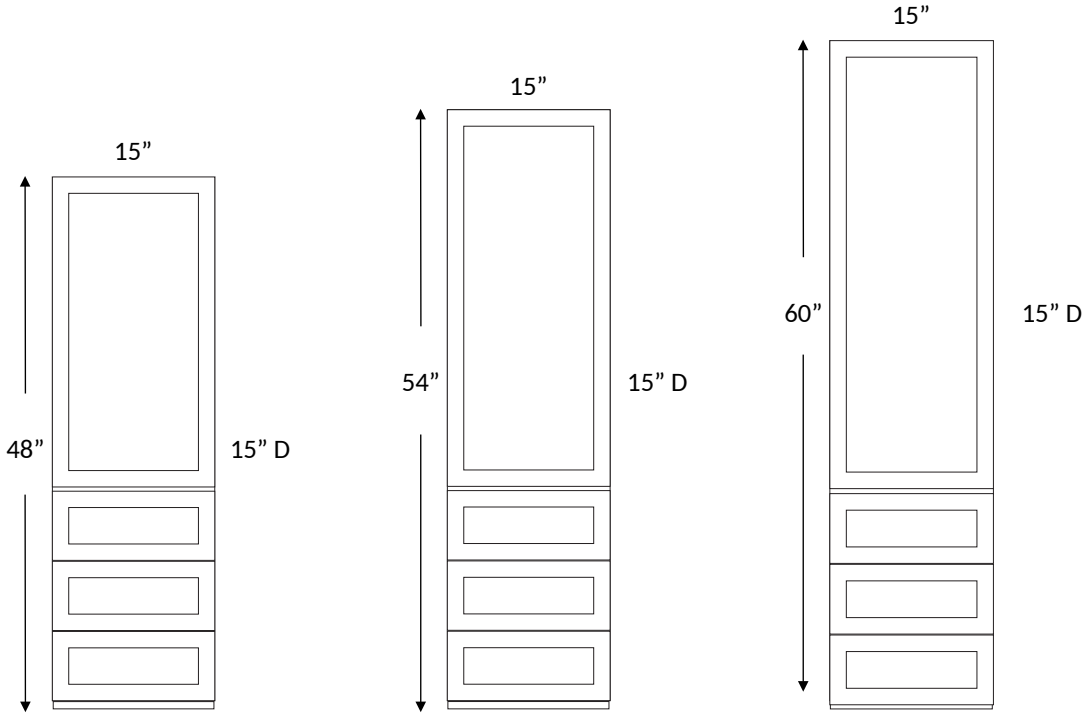

COMPONENTS

▲ Back to contents

Overjohn Wall Cabinet – 8” Deep

Not available in Essential

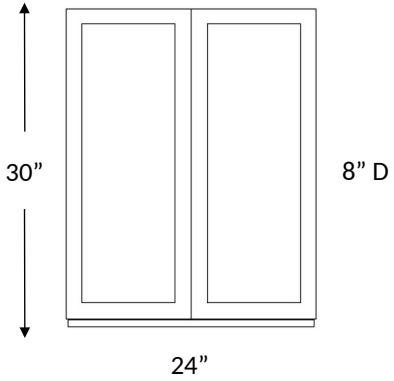

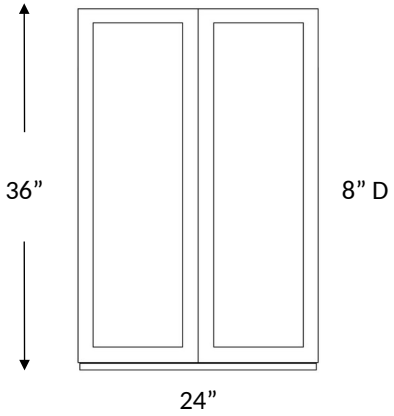

COMPONENTS

▲ Back to contents

Crown Molding – 3” Height

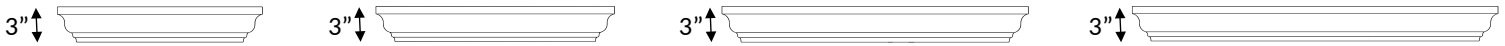

Crown Molding – 2” Height



Backsplash Spacing – 4” Tall



Fillers

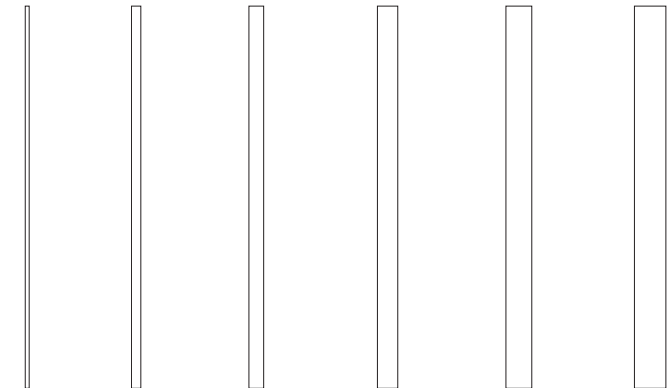

COMPONENTS

▲ Back to contents

ADA Single Door Base – 24” Deep

Available in Shaker White and Essential White



ADA Drawer Base – 24” Deep

Available in Shaker White and Essential White

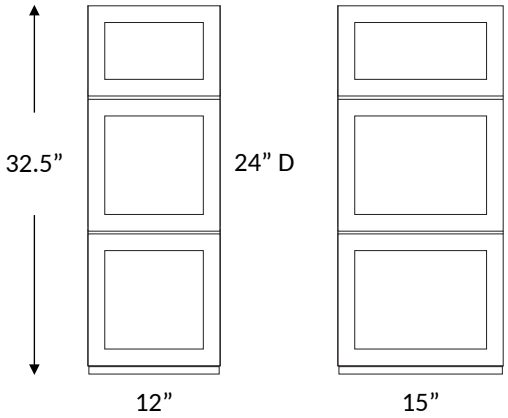

ADA Sink Base Cabinet – 24” Deep

Available in Shaker White and Essential White

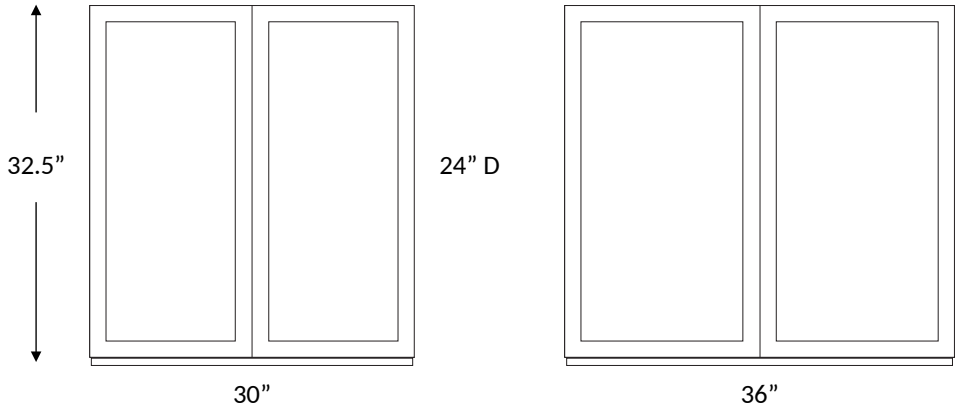

COMPONENTS

▲ Back to contents

ADA Hanging Vanity – 21” Deep

Available in Shaker White and Essential White

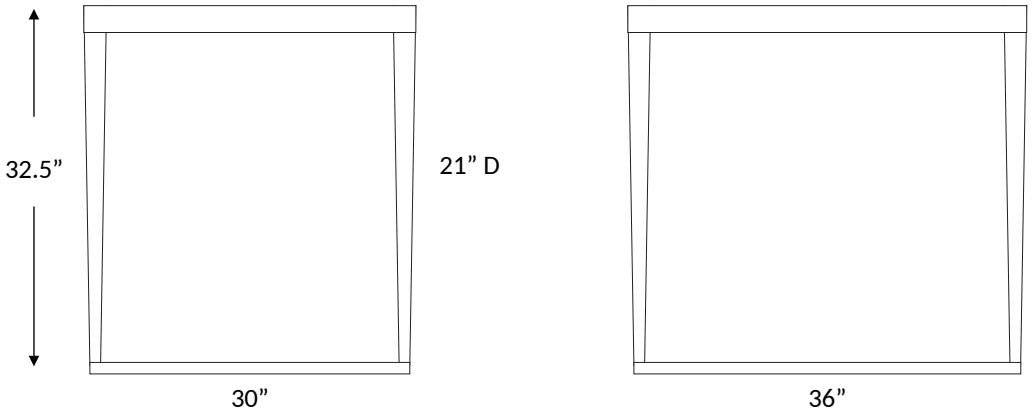

ADA Vanity Drawer Base – 21” Deep

Available in Shaker White and Essential White

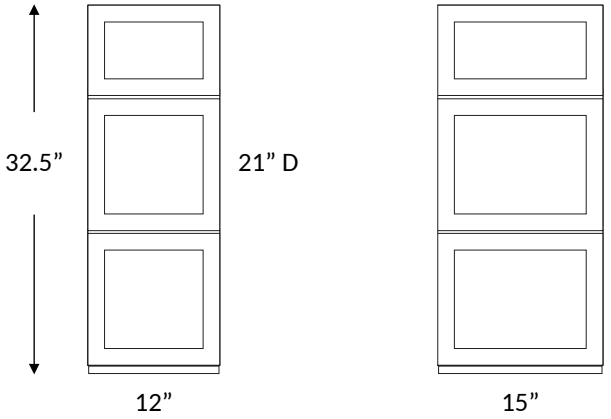

COMPONENTS

▲ Back to contents

Mirrors and Faucets

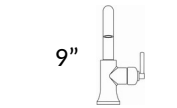

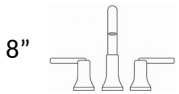

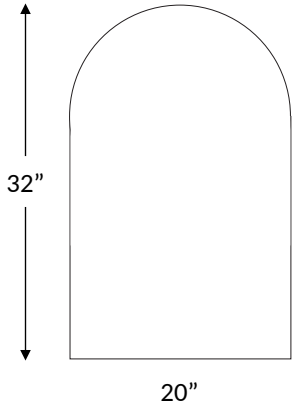

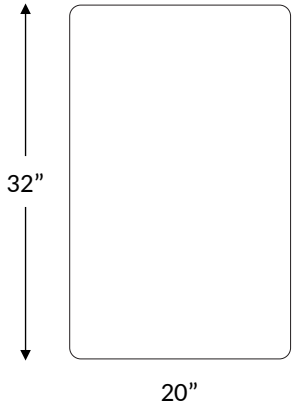

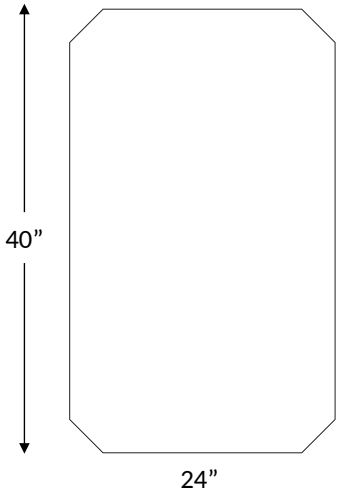

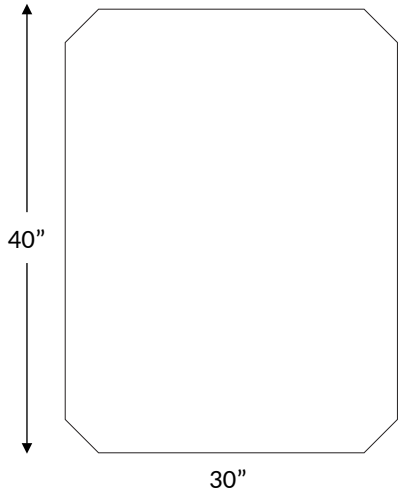

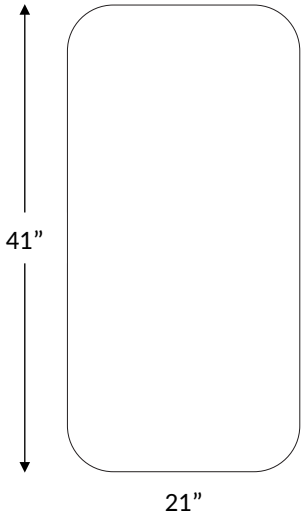

COMPONENTS

▲ Back to contents

Mirrors



COMPONENTS

▲ Back to contents

Lighting

9”

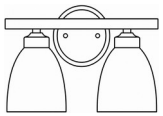

13”

9”

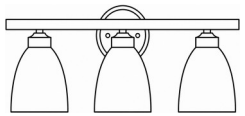

21”

12”

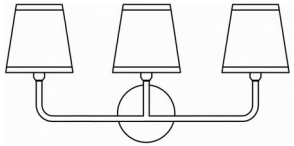

26”

10”

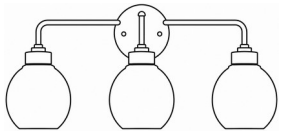

25”

10”

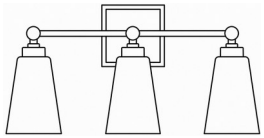

23”

9”

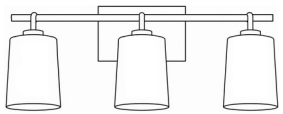

25”

11”

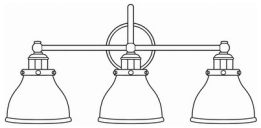

24”

12”

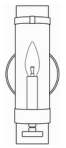

5”

11”

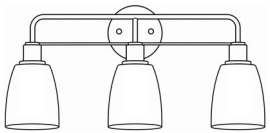

24”

10”

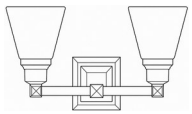

15”

9”

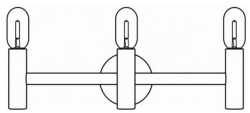

24”

18”

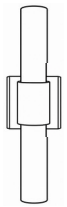

4”

11”

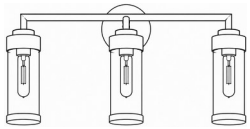

24”

9”

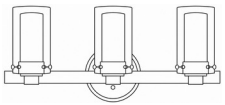

23”

9”



5”

DOOR OPTIONS

▲ Back to contents

SHAKER


Designer White


Kodiak


Sand


Moss

OSLO


White


Oak


Classic Walnut

BROOKLYN


Bright White


Modern Gray


Slate Gray


Fawn


Midnight Navy


Pearl

ESSENTIAL


White


Gray

Example Layout

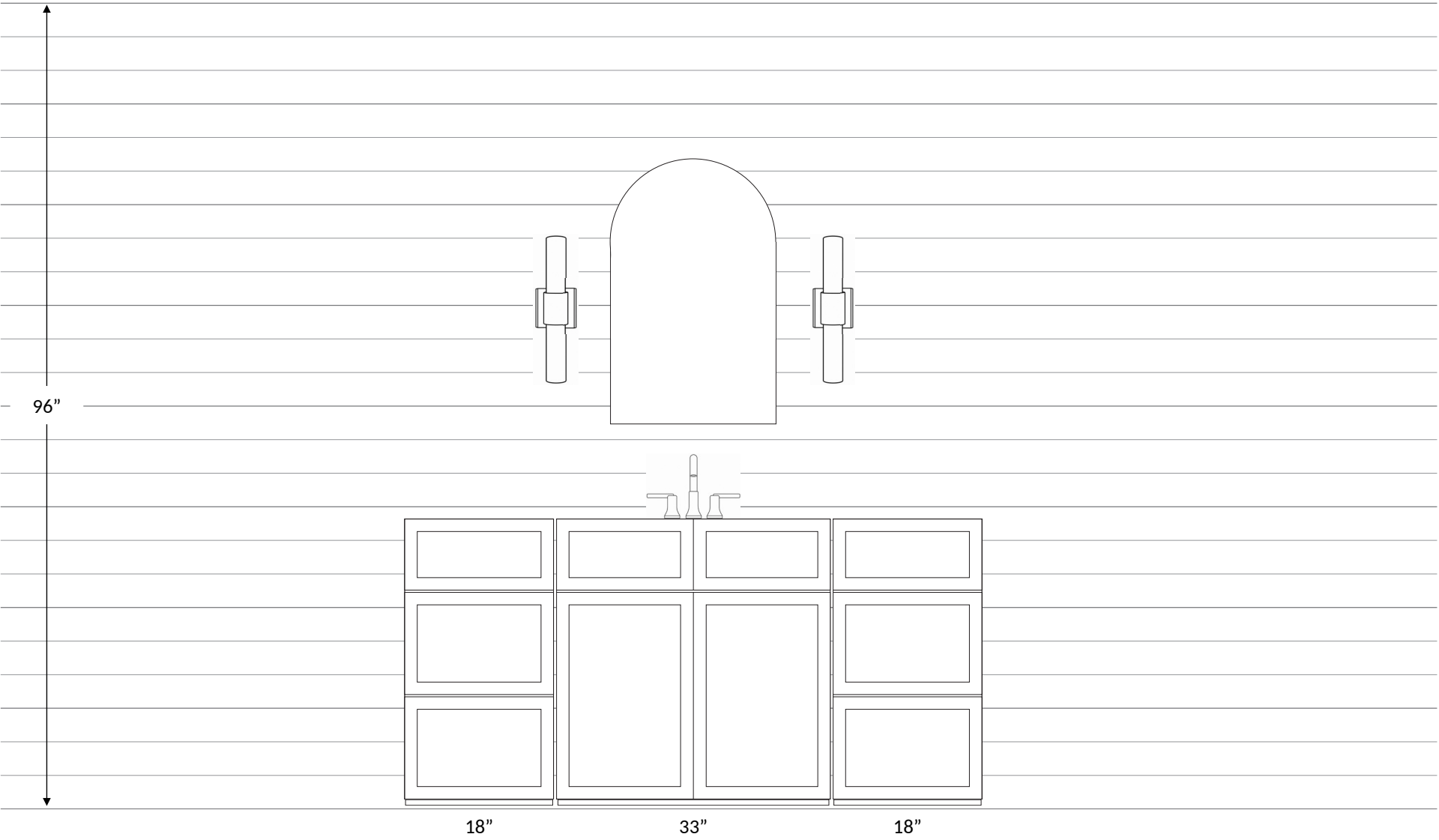

Rendering provided for conceptual visualization and design communication purposes only.



Rendering provided for conceptual visualization and design communication purposes only.



Rendering provided for conceptual visualization and design communication purposes only.



Rendering provided for conceptual visualization and design communication purposes only.

MOSAIC
ONE PARTNER. EVERY DETAIL.

Date: _____ Pages: _____
Client Name: _____ BSS #: _____
Salesperson: _____

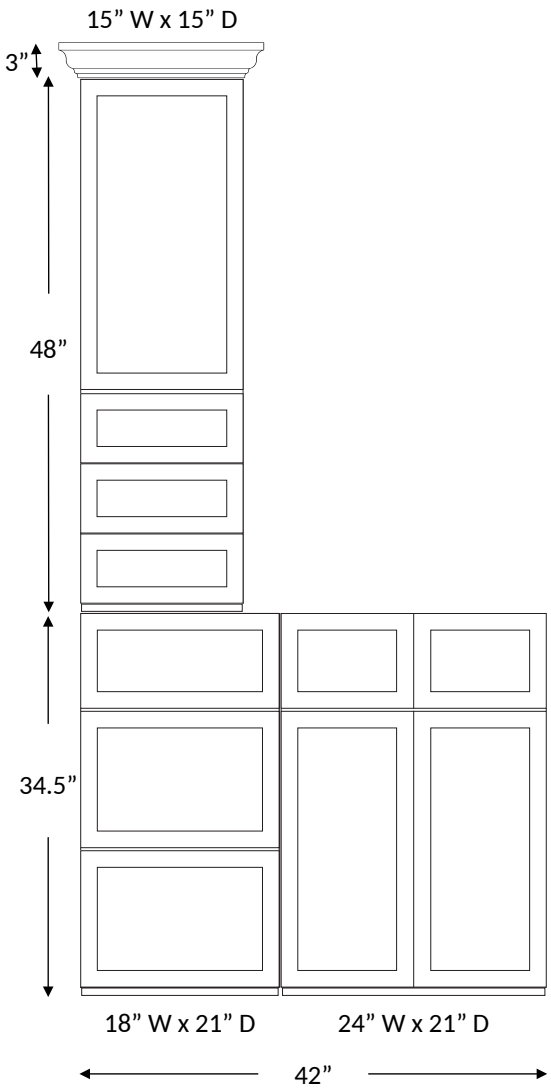

Rendering provided for conceptual visualization and design communication purposes only.

Notes: _____

_____

Client Approval (initials): _____ Date: _____

▲ Back to contents

MOSAIC
ONE PARTNER. EVERY DETAIL.

Date: _____ Pages: _____
Client Name: _____ BSS #: _____
Salesperson: _____

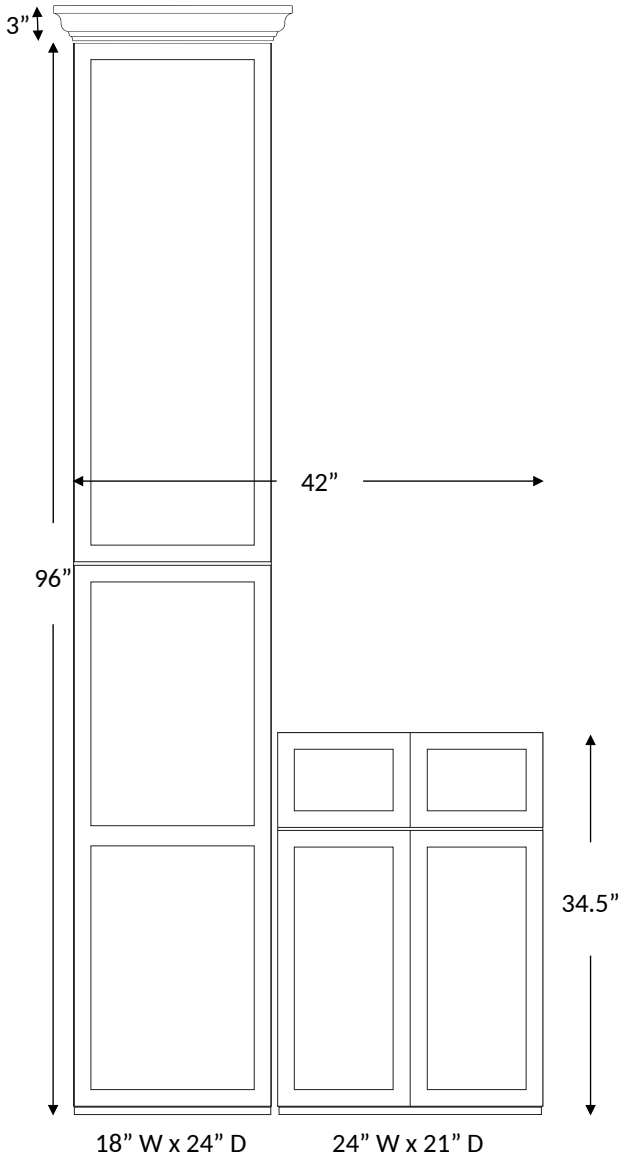

Rendering provided for conceptual visualization and design communication purposes only.

Notes: _____

_____

Client Approval (initials): _____ Date: _____

MOSAIC
ONE PARTNER. EVERY DETAIL.

Date: _____ Pages: _____
Client Name: _____ BSS #: _____
Salesperson: _____

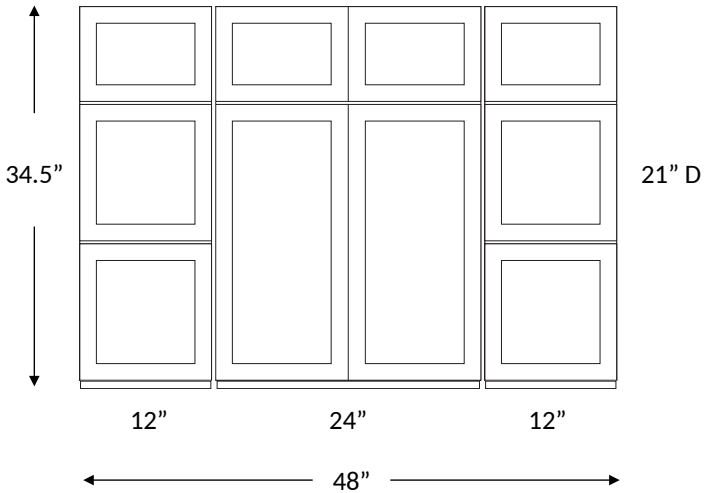

Rendering provided for conceptual visualization and design communication purposes only.

Notes: _____

_____

Client Approval (initials): _____ Date: _____

MOSAIC
ONE PARTNER. EVERY DETAIL.

Date: _____ Pages: _____
Client Name: _____ BSS #: _____
Salesperson: _____

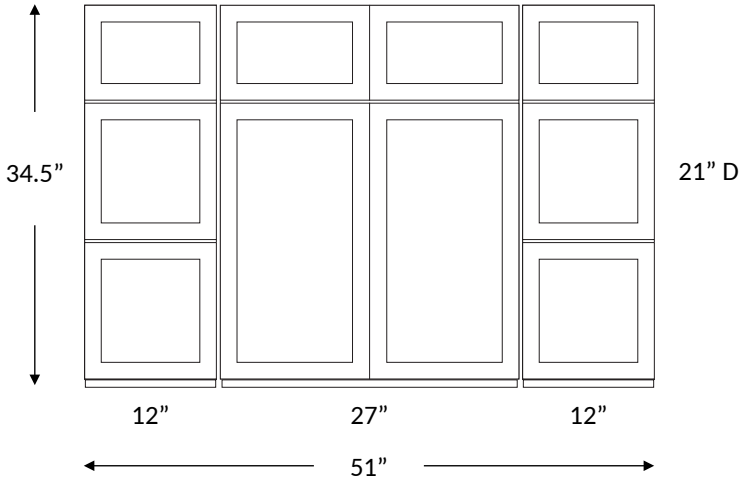

Rendering provided for conceptual visualization and design communication purposes only.

Notes: _____

_____

Client Approval (initials): _____ Date: _____

MOSAIC
ONE PARTNER. EVERY DETAIL.

Date: _____ Pages: _____
Client Name: _____ BSS #: _____
Salesperson: _____

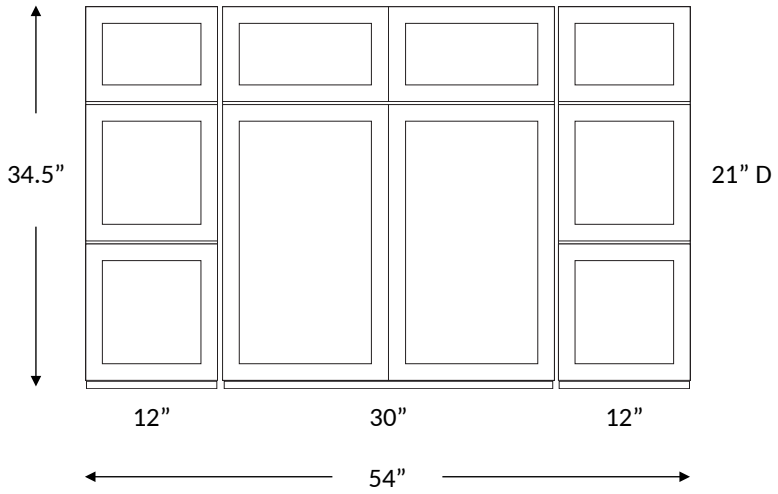

Rendering provided for conceptual visualization and design communication purposes only.

Notes: _____

_____

Client Approval (initials): _____ Date: _____

▲ Back to contents

MOSAIC
ONE PARTNER. EVERY DETAIL.

Date: _____ Pages: _____
Client Name: _____ BSS #: _____
Salesperson: _____

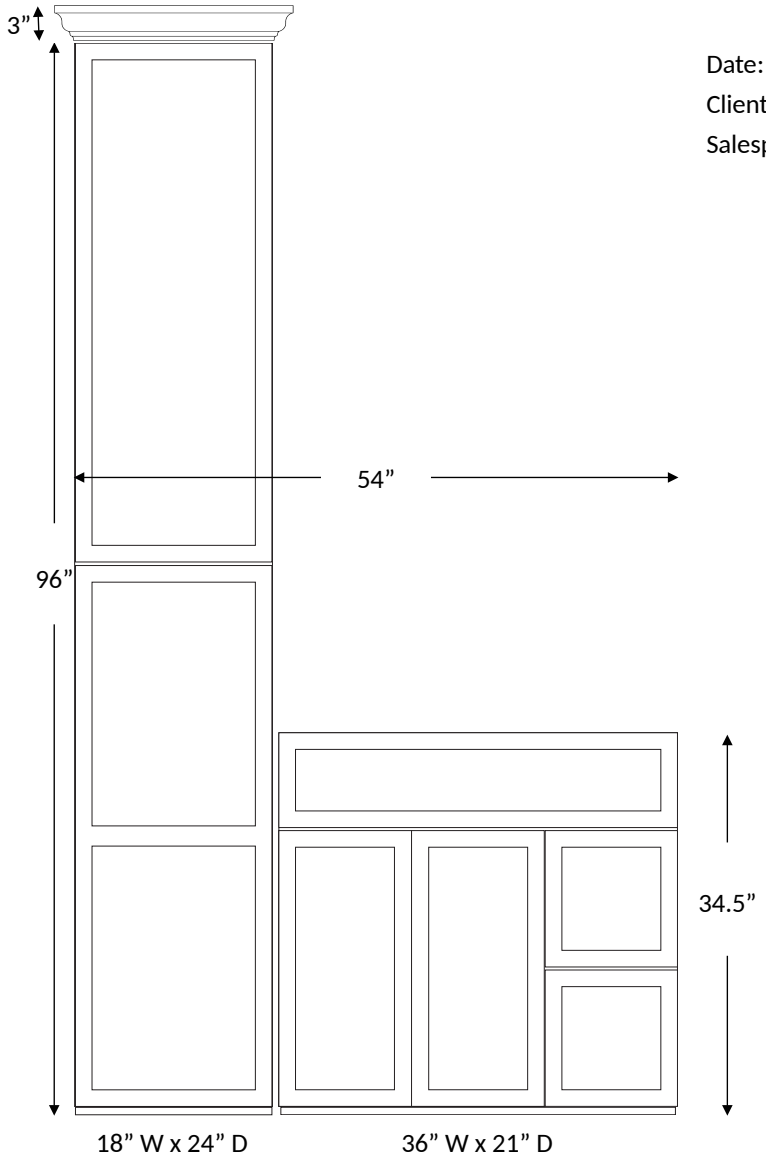

Rendering provided for conceptual visualization and design communication purposes only.

Notes: _____

_____

Client Approval (initials): _____ Date: _____

MOSAIC
ONE PARTNER. EVERY DETAIL.

Date: _____ Pages: _____
Client Name: _____ BSS #: _____
Salesperson: _____

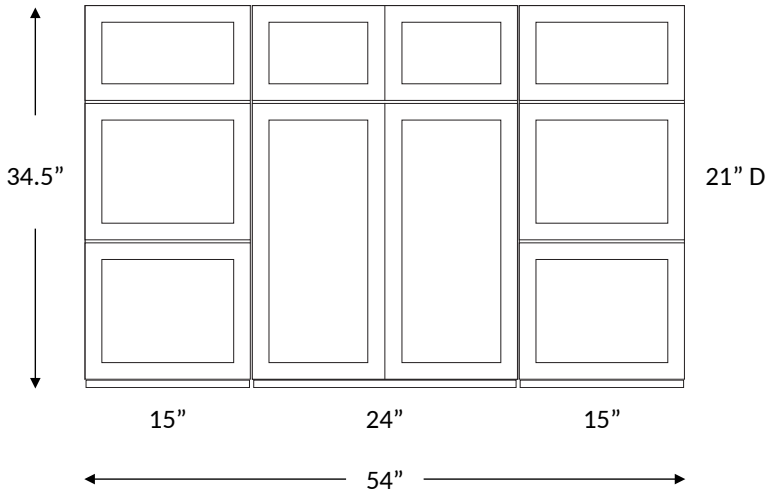

Rendering provided for conceptual visualization and design communication purposes only.

Notes: _____

_____

Client Approval (initials): _____ Date: _____

MOSAIC
ONE PARTNER. EVERY DETAIL.

Date: _____ Pages: _____
Client Name: _____ BSS #: _____
Salesperson: _____

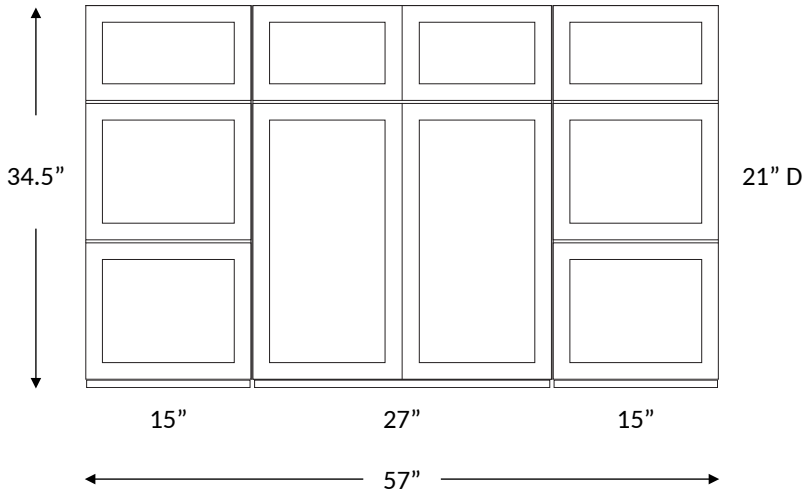

Rendering provided for conceptual visualization and design communication purposes only.

Notes: _____

_____

Client Approval (initials): _____ Date: _____

MOSAIC
ONE PARTNER. EVERY DETAIL.

Date: _____ Pages: _____
Client Name: _____ BSS #: _____
Salesperson: _____

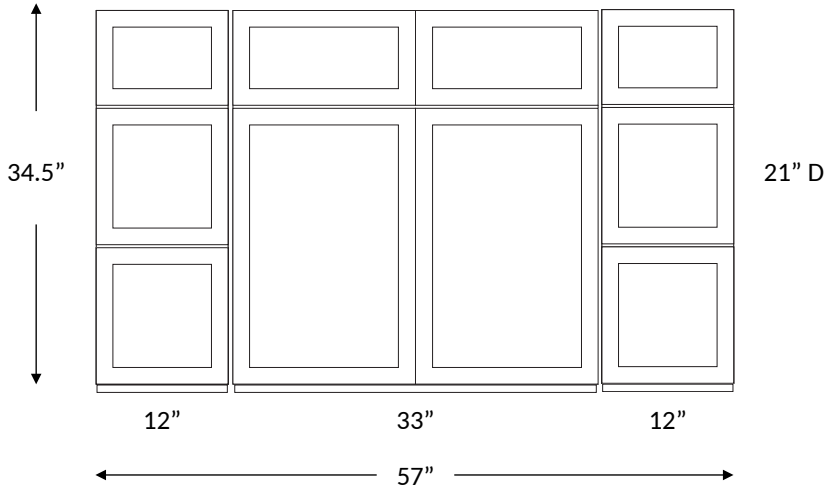

Rendering provided for conceptual visualization and design communication purposes only.

Notes: _____

_____

Client Approval (initials): _____ Date: _____

MOSAIC
ONE PARTNER. EVERY DETAIL.

Date: _____ Pages: _____
Client Name: _____ BSS #: _____
Salesperson: _____

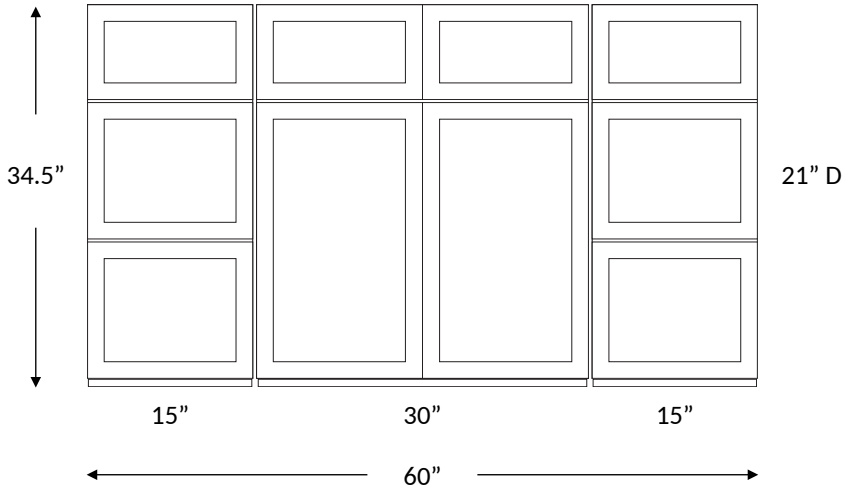

Rendering provided for conceptual visualization and design communication purposes only.

Notes: _____

_____

Client Approval (initials): _____ Date: _____

MOSAIC
ONE PARTNER. EVERY DETAIL.

Date: _____ Pages: _____
Client Name: _____ BSS #: _____
Salesperson: _____

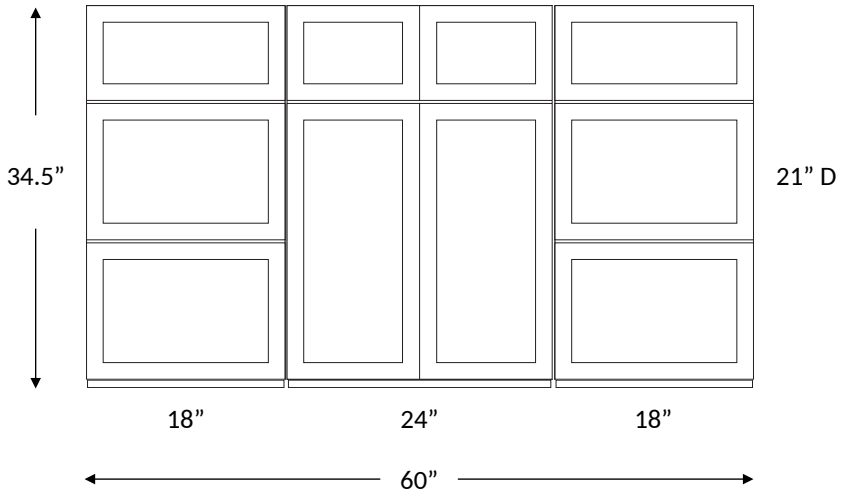

Rendering provided for conceptual visualization and design communication purposes only.

Notes: _____

_____

Client Approval (initials): _____ Date: _____

MOSAIC
ONE PARTNER. EVERY DETAIL.

Date: _____ Pages: _____
Client Name: _____ BSS #: _____
Salesperson: _____

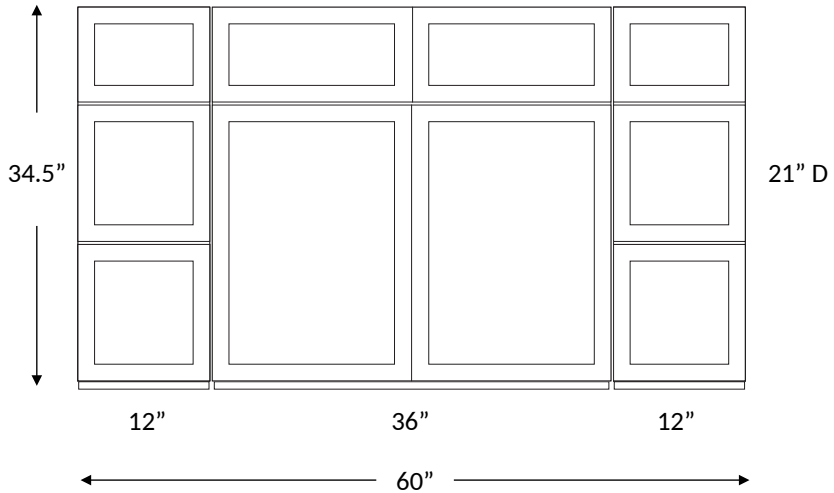

Rendering provided for conceptual visualization and design communication purposes only.

Notes: _____

_____

Client Approval (initials): _____ Date: _____

MOSAIC
ONE PARTNER. EVERY DETAIL.

Date: _____ Pages: _____
Client Name: _____ BSS #: _____
Salesperson: _____

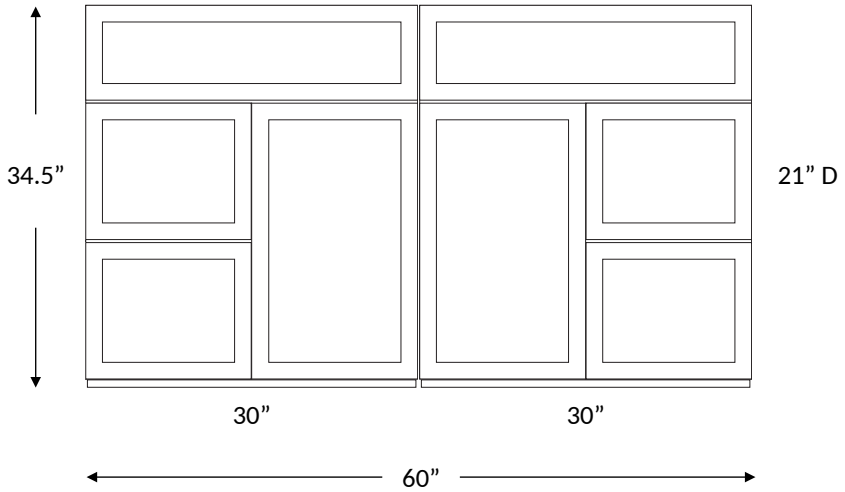

Rendering provided for conceptual visualization and design communication purposes only.

Notes: _____

_____

Client Approval (initials): _____ Date: _____

MOSAIC
ONE PARTNER. EVERY DETAIL.

Date: _____ Pages: _____
Client Name: _____ BSS #: _____
Salesperson: _____

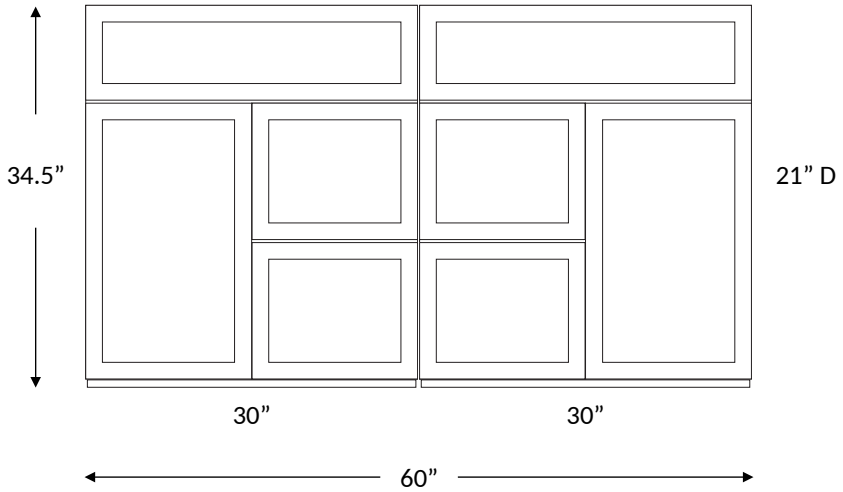

Rendering provided for conceptual visualization and design communication purposes only.

Notes: _____

_____

Client Approval (initials): _____ Date: _____

MOSAIC
ONE PARTNER. EVERY DETAIL.

Date: _____ Pages: _____
Client Name: _____ BSS #: _____
Salesperson: _____

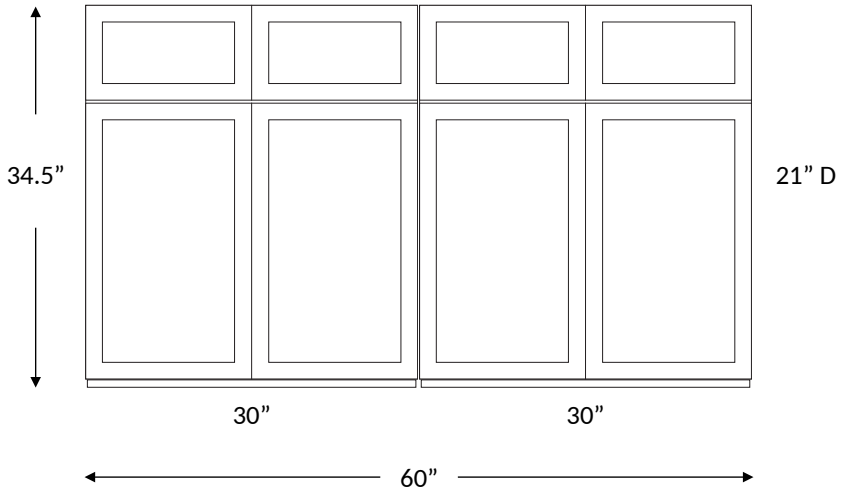

Rendering provided for conceptual visualization and design communication purposes only.

Notes: _____

_____

Client Approval (initials): _____ Date: _____

MOSAIC
ONE PARTNER. EVERY DETAIL.

Date: _____ Pages: _____
Client Name: _____ BSS #: _____
Salesperson: _____

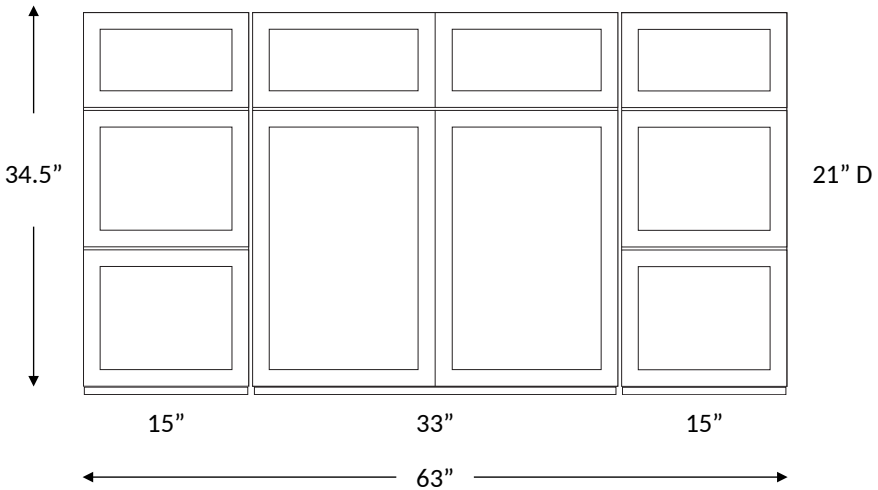

Rendering provided for conceptual visualization and design communication purposes only.

Notes: _____

_____

Client Approval (initials): _____ Date: _____

MOSAIC
ONE PARTNER. EVERY DETAIL.

Date: _____ Pages: _____
Client Name: _____ BSS #: _____
Salesperson: _____

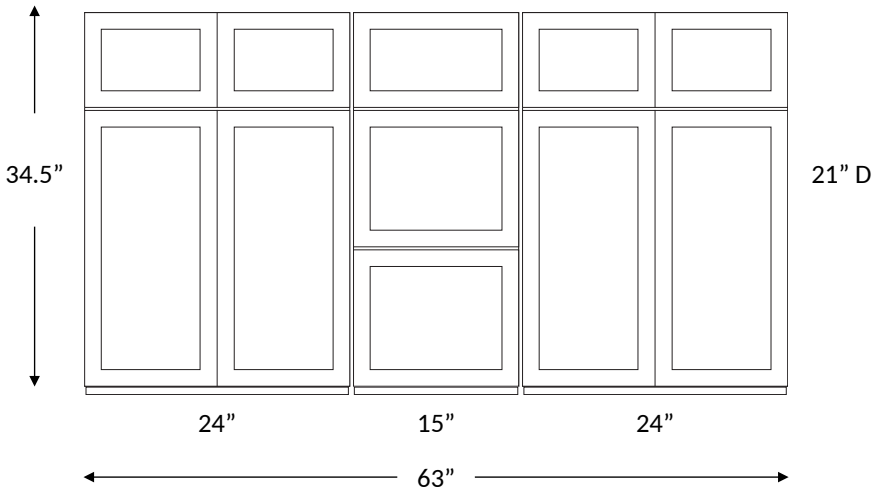

Rendering provided for conceptual visualization and design communication purposes only.

Notes: _____

_____

Client Approval (initials): _____ Date: _____

MOSAIC
ONE PARTNER. EVERY DETAIL.

Date: _____ Pages: _____
Client Name: _____ BSS #: _____
Salesperson: _____

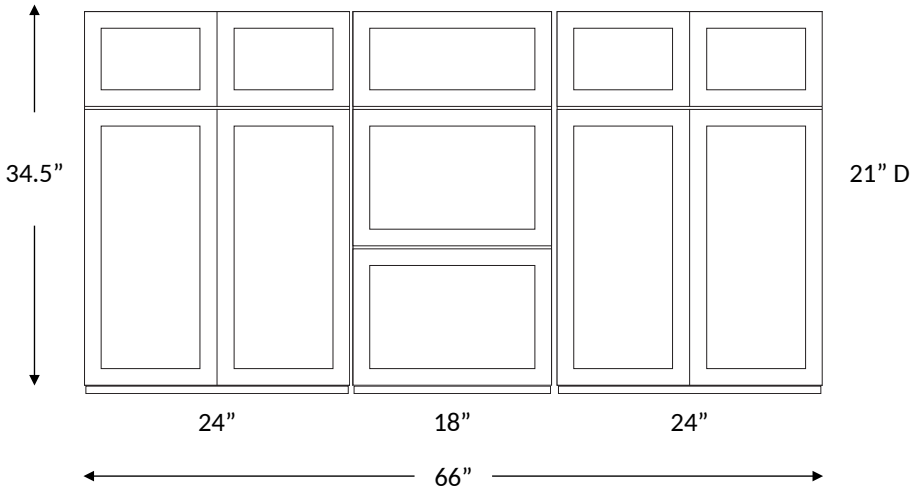

Rendering provided for conceptual visualization and design communication purposes only.

Notes: _____

_____

Client Approval (initials): _____ Date: _____

MOSAIC
ONE PARTNER. EVERY DETAIL.

Date: _____ Pages: _____
Client Name: _____ BSS #: _____
Salesperson: _____

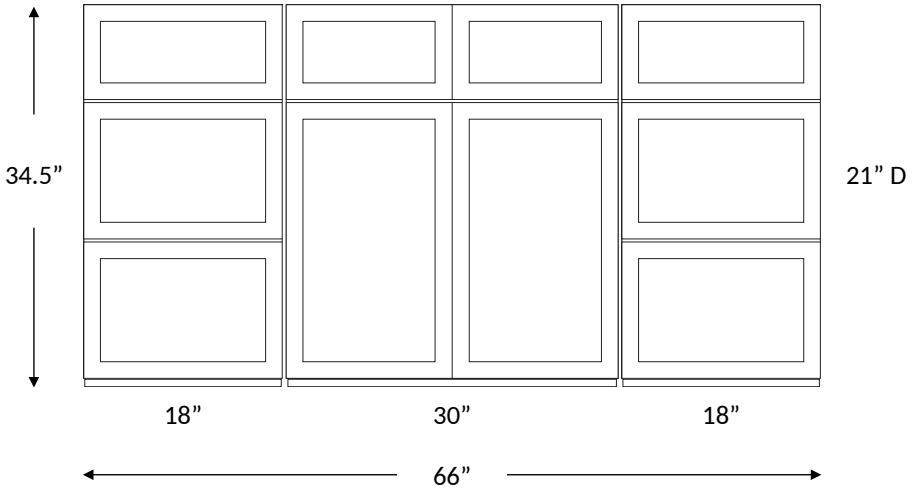

Rendering provided for conceptual visualization and design communication purposes only.

Notes: _____

_____

Client Approval (initials): _____ Date: _____

MOSAIC
ONE PARTNER. EVERY DETAIL.

Date: _____ Pages: _____
Client Name: _____ BSS #: _____
Salesperson: _____

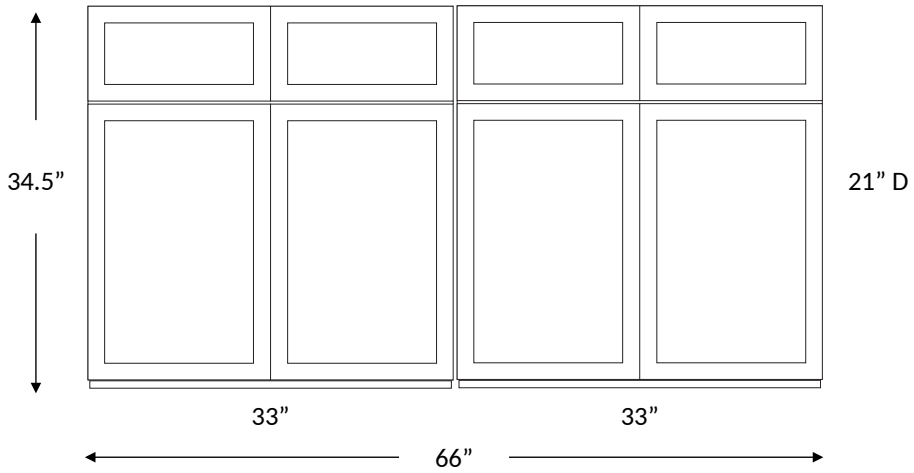

Rendering provided for conceptual visualization and design communication purposes only.

Notes: _____

_____

Client Approval (initials): _____ Date: _____

MOSAIC
ONE PARTNER. EVERY DETAIL.

Date: _____ Pages: _____
Client Name: _____ BSS #: _____
Salesperson: _____

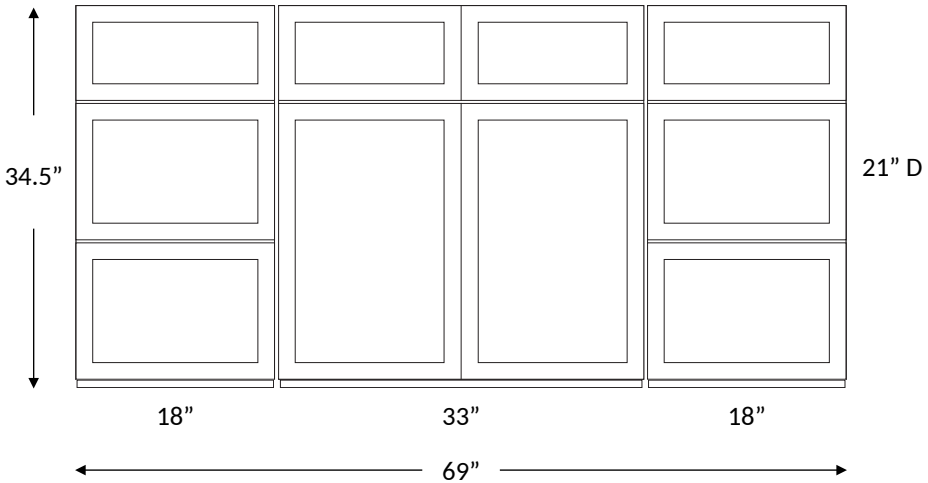

Rendering provided for conceptual visualization and design communication purposes only.

Notes: _____

_____

Client Approval (initials): _____ Date: _____

MOSAIC
ONE PARTNER. EVERY DETAIL.

Date: _____ Pages: _____
Client Name: _____ BSS #: _____
Salesperson: _____

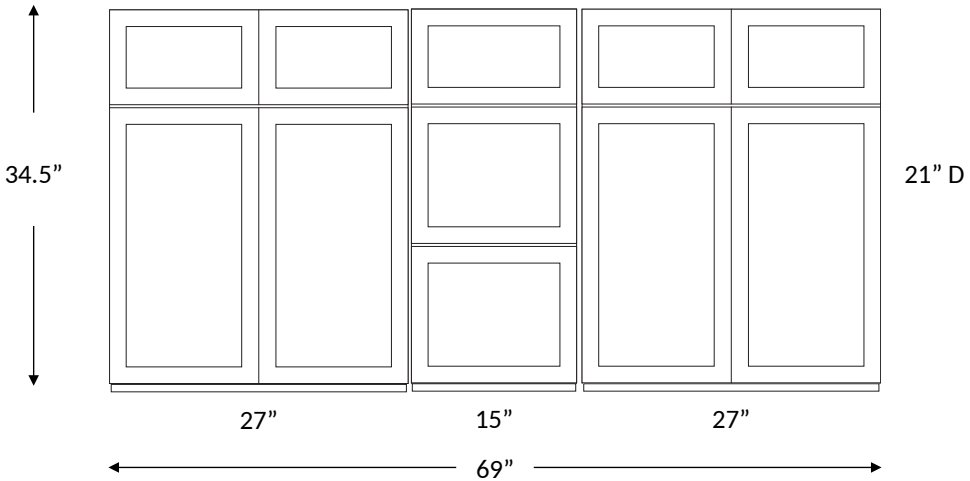

Rendering provided for conceptual visualization and design communication purposes only.

Notes: _____

_____

Client Approval (initials): _____ Date: _____

MOSAIC
ONE PARTNER. EVERY DETAIL.

Date: _____ Pages: _____
Client Name: _____ BSS #: _____
Salesperson: _____

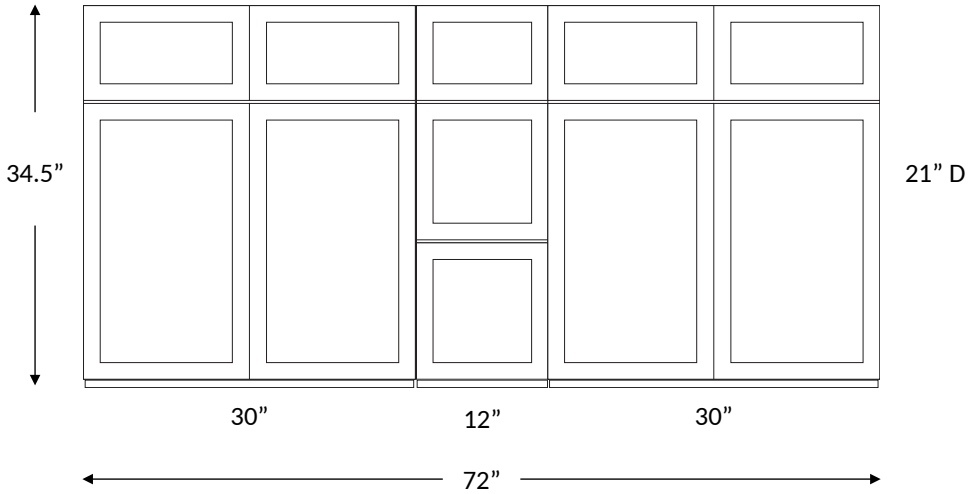

Rendering provided for conceptual visualization and design communication purposes only.

Notes: _____

_____

Client Approval (initials): _____ Date: _____

MOSAIC
ONE PARTNER. EVERY DETAIL.

Date: _____ Pages: _____
Client Name: _____ BSS #: _____
Salesperson: _____

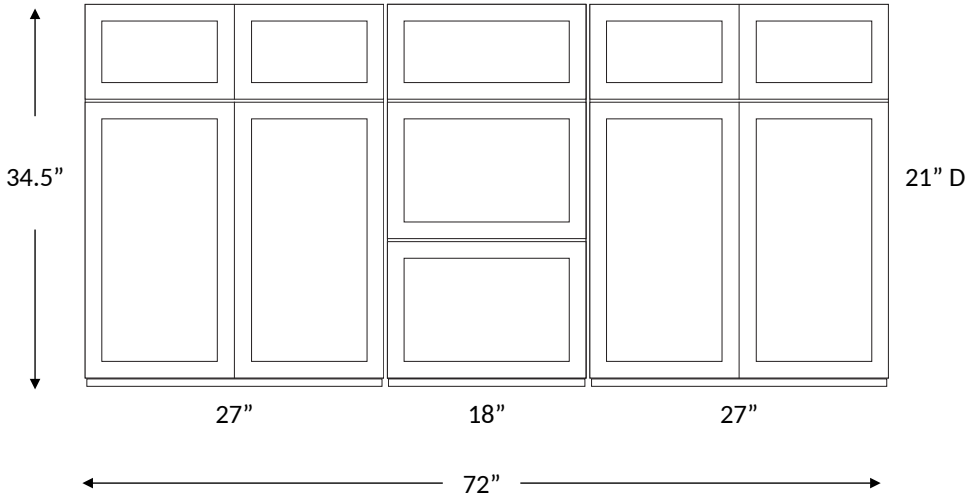

Rendering provided for conceptual visualization and design communication purposes only.

Notes: _____

_____

Client Approval (initials): _____ Date: _____

MOSAIC
ONE PARTNER. EVERY DETAIL.

Date: _____ Pages: _____
Client Name: _____ BSS #: _____
Salesperson: _____

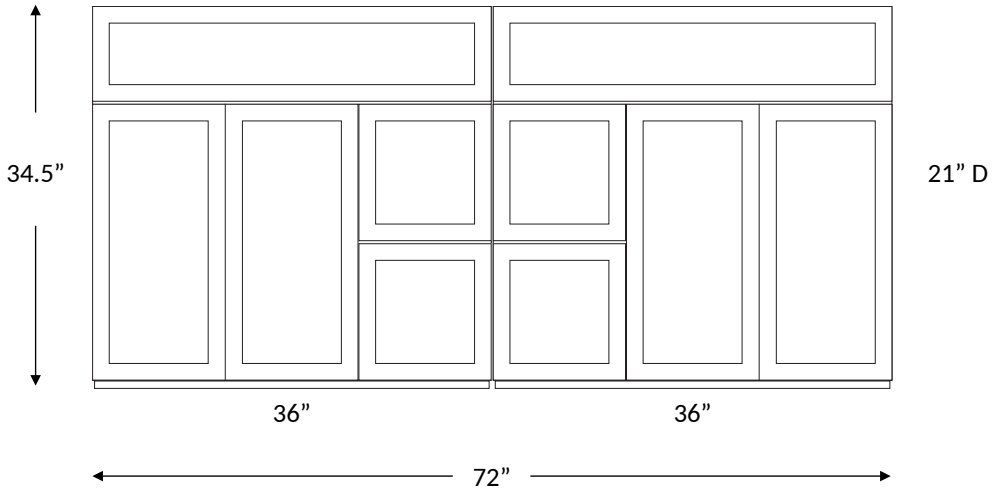

Rendering provided for conceptual visualization and design communication purposes only.

Notes: _____

_____

Client Approval (initials): _____ Date: _____

MOSAIC
ONE PARTNER. EVERY DETAIL.

Date: _____ Pages: _____
Client Name: _____ BSS #: _____
Salesperson: _____

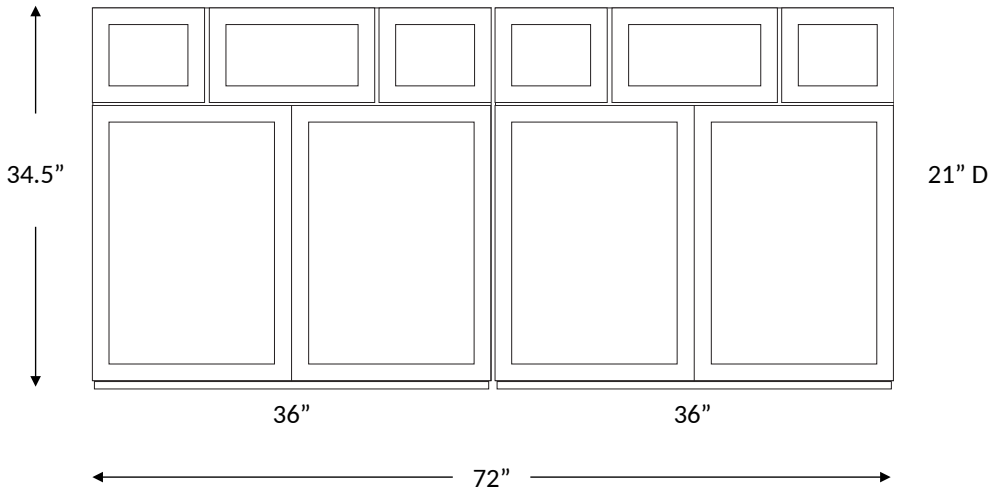

Rendering provided for conceptual visualization and design communication purposes only.

Notes: _____

_____

Client Approval (initials): _____ Date: _____

MOSAIC
ONE PARTNER. EVERY DETAIL.

Date: _____ Pages: _____
Client Name: _____ BSS #: _____
Salesperson: _____

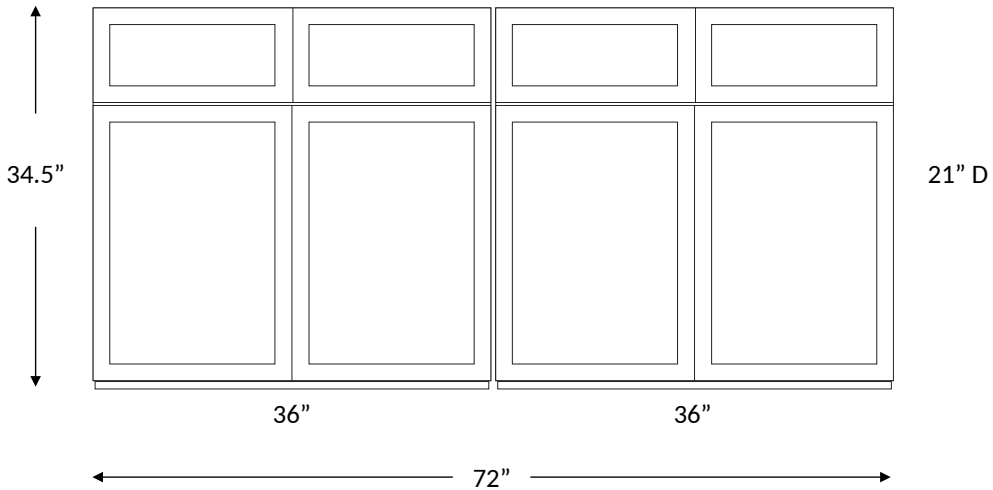

Rendering provided for conceptual visualization and design communication purposes only.

Notes: _____

_____

Client Approval (initials): _____ Date: _____

MOSAIC
ONE PARTNER. EVERY DETAIL.

Date: _____ Pages: _____
Client Name: _____ BSS #: _____
Salesperson: _____



Rendering provided for conceptual visualization and design communication purposes only.

Notes: _____

_____

Client Approval (initials): _____ Date: _____

▲ Back to contents

MOSAIC
ONE PARTNER. EVERY DETAIL.

Date: _____ Pages: _____
Client Name: _____ BSS #: _____
Salesperson: _____

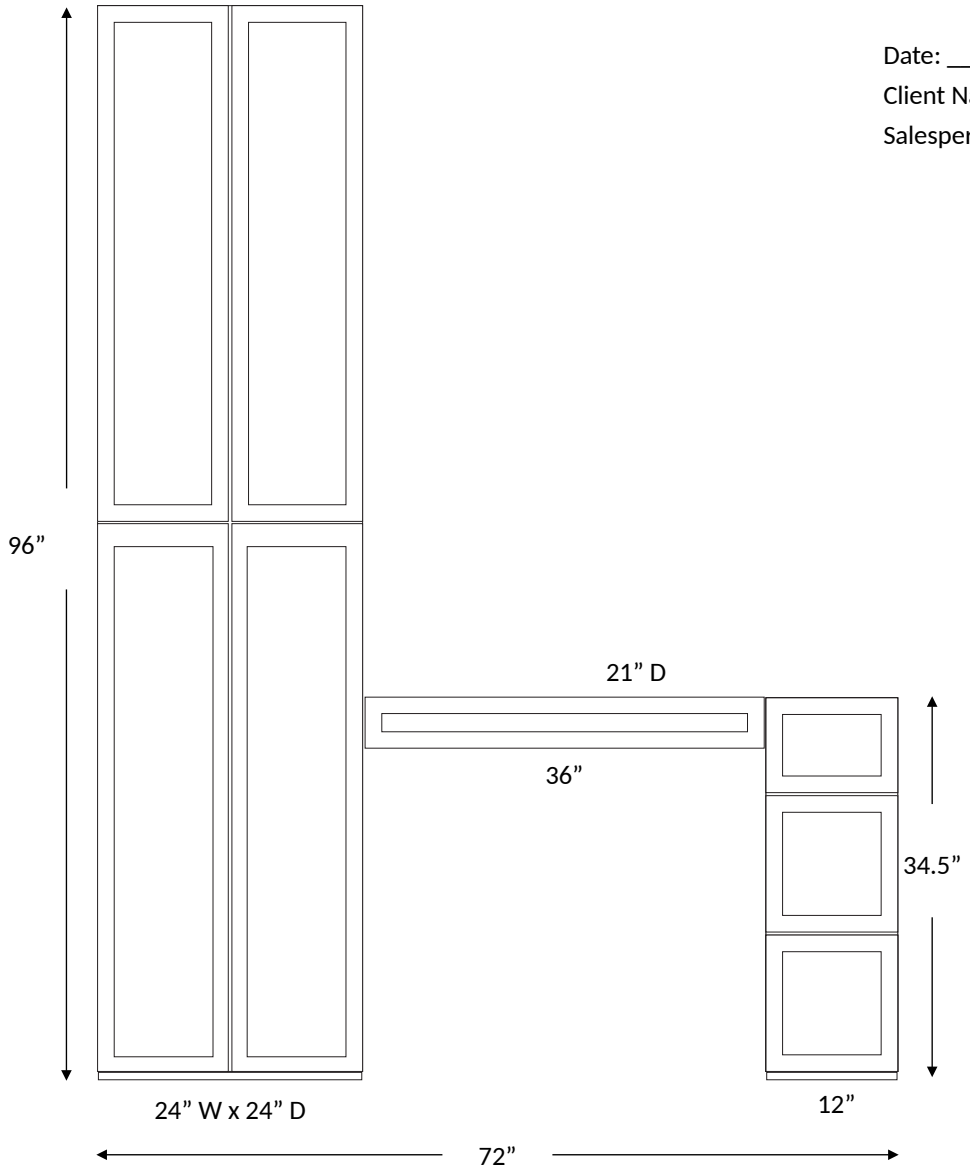

Rendering provided for conceptual visualization and design communication purposes only.

Notes: _____

_____

Client Approval (initials): _____ Date: _____

MOSAIC
ONE PARTNER. EVERY DETAIL.

Date: _____ Pages: _____
Client Name: _____ BSS #: _____
Salesperson: _____

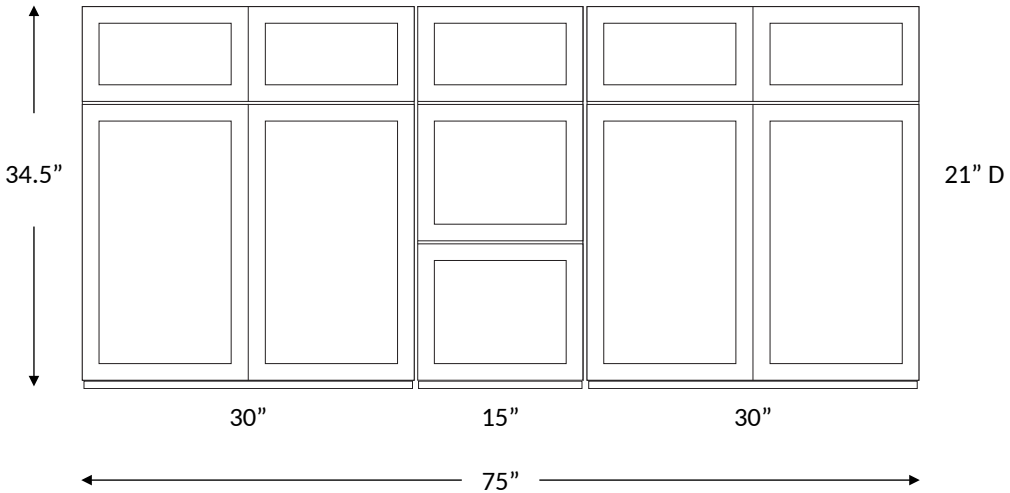

Rendering provided for conceptual visualization and design communication purposes only.

Notes: _____

_____

Client Approval (initials): _____ Date: _____

MOSAIC
ONE PARTNER. EVERY DETAIL.

Date: _____ Pages: _____
Client Name: _____ BSS #: _____
Salesperson: _____

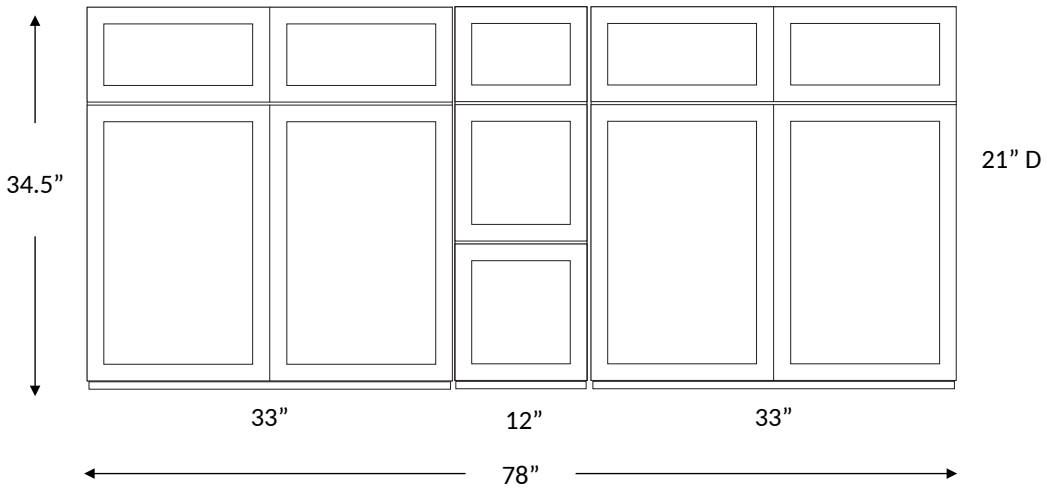

Rendering provided for conceptual visualization and design communication purposes only.

Notes: _____

_____

Client Approval (initials): _____ Date: _____

MOSAIC
ONE PARTNER. EVERY DETAIL.

Date: _____ Pages: _____
Client Name: _____ BSS #: _____
Salesperson: _____

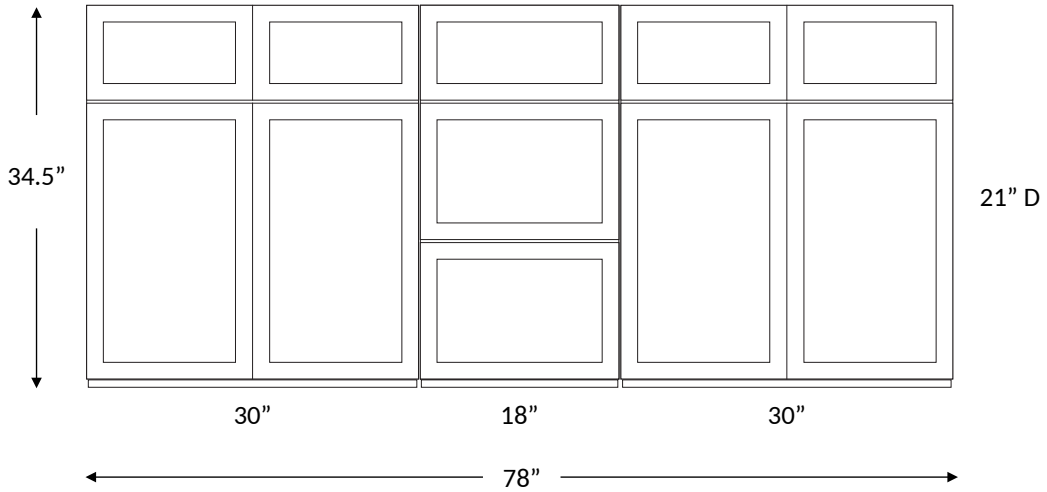

Rendering provided for conceptual visualization and design communication purposes only.

Notes: _____

_____

Client Approval (initials): _____ Date: _____

▲ Back to contents

MOSAIC
ONE PARTNER. EVERY DETAIL.

Date: _____ Pages: _____
Client Name: _____ BSS #: _____
Salesperson: _____



Rendering provided for conceptual visualization and design communication purposes only.

Notes: _____

_____

Client Approval (initials): _____ Date: _____

MOSAIC
ONE PARTNER. EVERY DETAIL.

Date: _____ Pages: _____
Client Name: _____ BSS #: _____
Salesperson: _____



Rendering provided for conceptual visualization and design communication purposes only.

Notes: _____

_____

Client Approval (initials): _____ Date: _____

MOSAIC
ONE PARTNER. EVERY DETAIL.

Date: _____ Pages: _____
Client Name: _____ BSS #: _____
Salesperson: _____

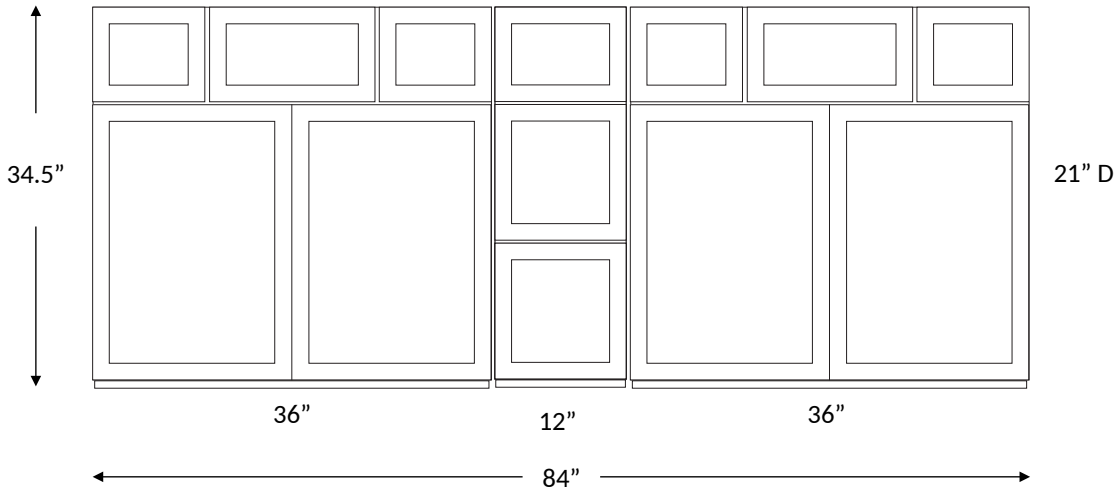

Rendering provided for conceptual visualization and design communication purposes only.

Notes: _____

_____

Client Approval (initials): _____ Date: _____

MOSAIC
ONE PARTNER. EVERY DETAIL.

Date: _____ Pages: _____
Client Name: _____ BSS #: _____
Salesperson: _____



Rendering provided for conceptual visualization and design communication purposes only.

Notes: _____

_____

Client Approval (initials): _____ Date: _____

MOSAIC
ONE PARTNER. EVERY DETAIL.

Date: _____ Pages: _____
Client Name: _____ BSS #: _____
Salesperson: _____

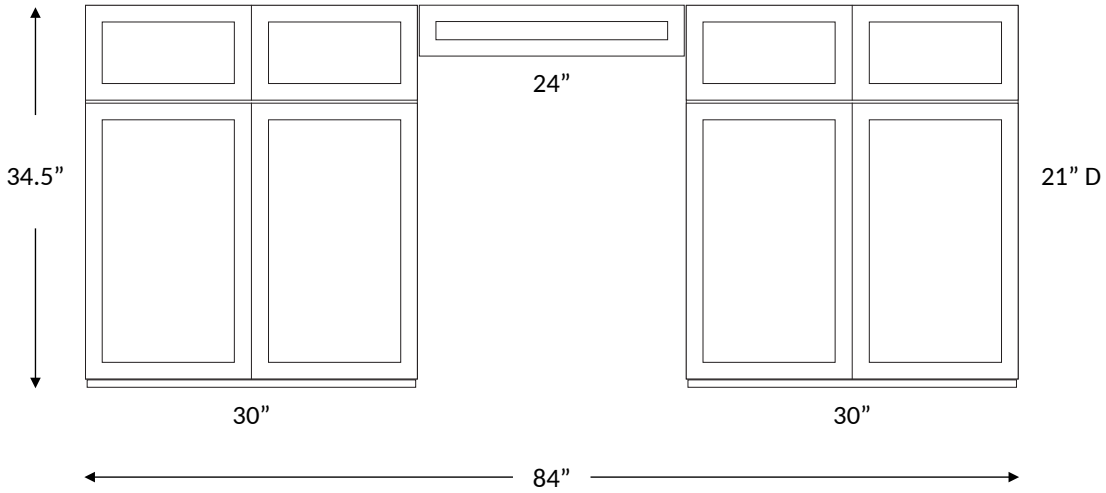

Rendering provided for conceptual visualization and design communication purposes only.

Notes: _____

_____

Client Approval (initials): _____ Date: _____

MOSAIC
ONE PARTNER. EVERY DETAIL.

Date: _____ Pages: _____
Client Name: _____ BSS #: _____
Salesperson: _____

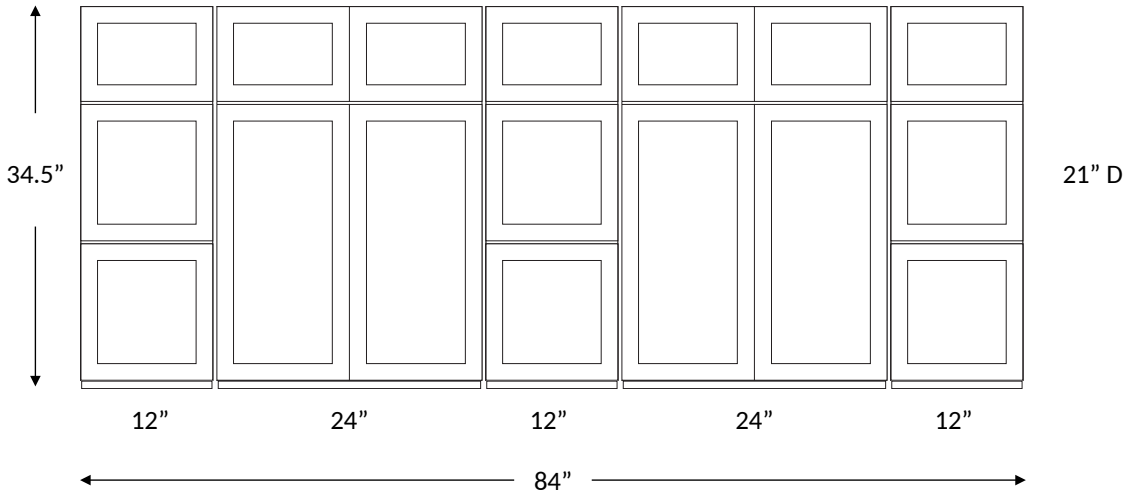

Rendering provided for conceptual visualization and design communication purposes only.

Notes: _____

_____

Client Approval (initials): _____ Date: _____

MOSAIC
ONE PARTNER. EVERY DETAIL.

Date: _____ Pages: _____
Client Name: _____ BSS #: _____
Salesperson: _____

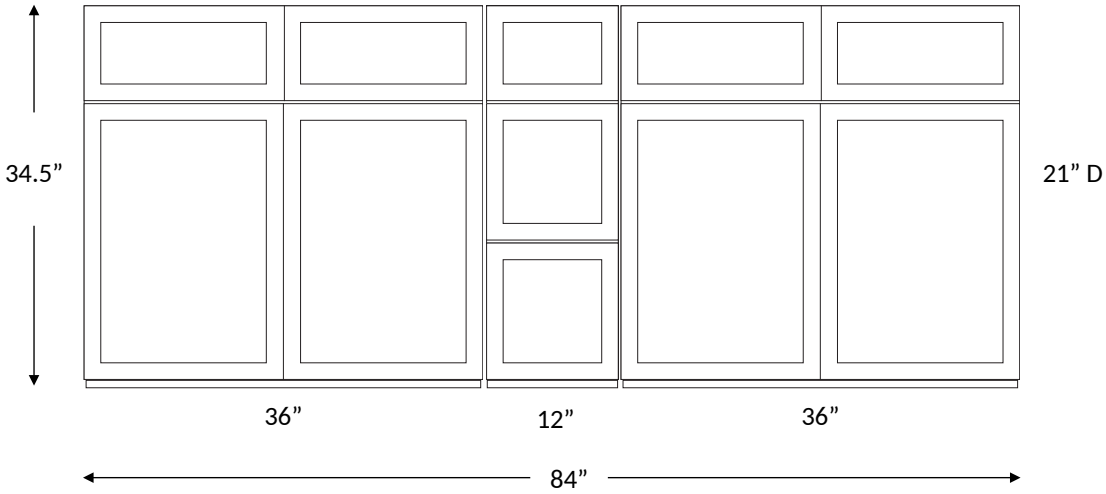

Rendering provided for conceptual visualization and design communication purposes only.

Notes: _____

_____

Client Approval (initials): _____ Date: _____

MOSAIC
ONE PARTNER. EVERY DETAIL.

Date: _____ Pages: _____
Client Name: _____ BSS #: _____
Salesperson: _____

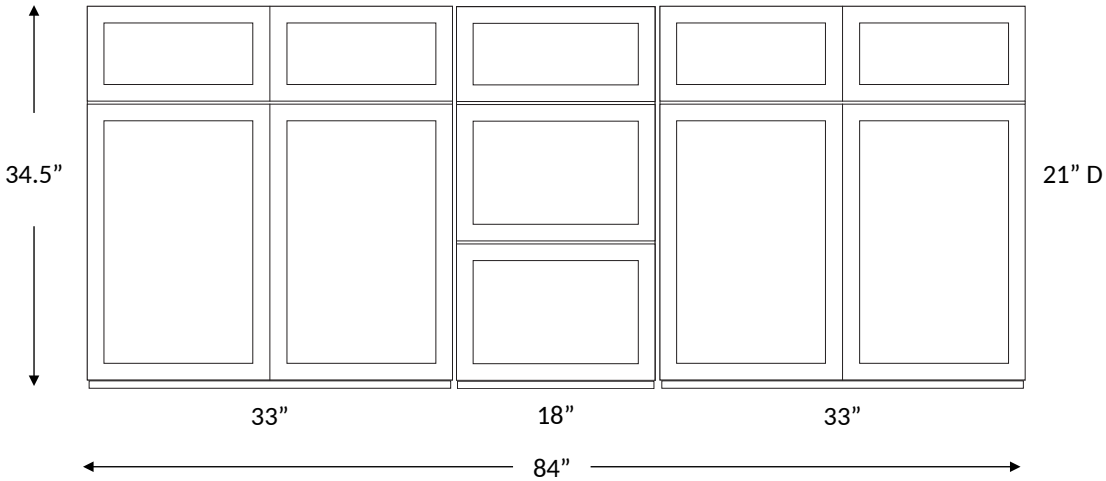

Rendering provided for conceptual visualization and design communication purposes only.

Notes: _____

_____

Client Approval (initials): _____ Date: _____

MOSAIC
ONE PARTNER. EVERY DETAIL.

Date: _____ Pages: _____
Client Name: _____ BSS #: _____
Salesperson: _____

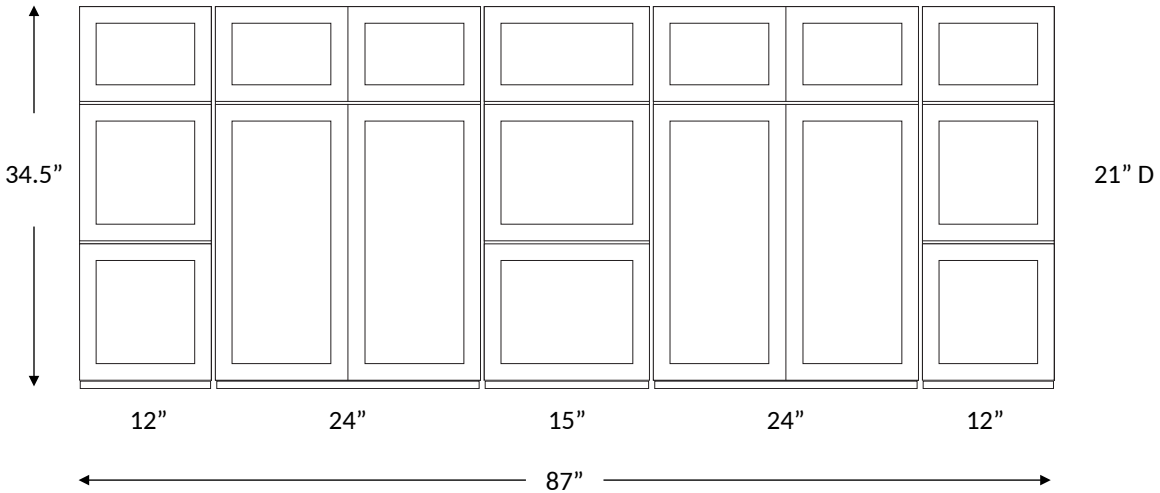

Rendering provided for conceptual visualization and design communication purposes only.

Notes: _____

_____

Client Approval (initials): _____ Date: _____

MOSAIC
ONE PARTNER. EVERY DETAIL.

Date: _____ Pages: _____
Client Name: _____ BSS #: _____
Salesperson: _____

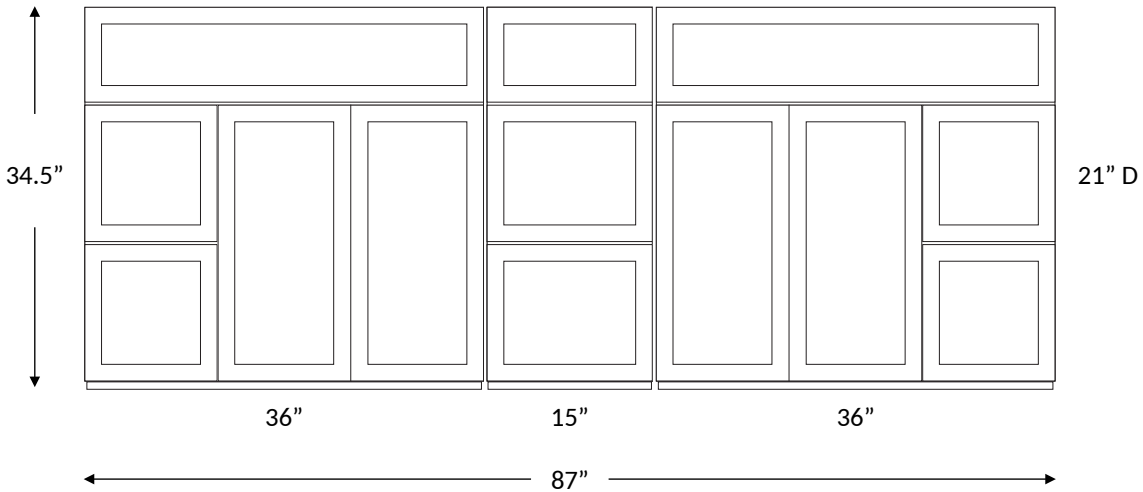

Rendering provided for conceptual visualization and design communication purposes only.

Notes: _____

_____

Client Approval (initials): _____ Date: _____

MOSAIC
ONE PARTNER. EVERY DETAIL.

Date: _____ Pages: _____
Client Name: _____ BSS #: _____
Salesperson: _____

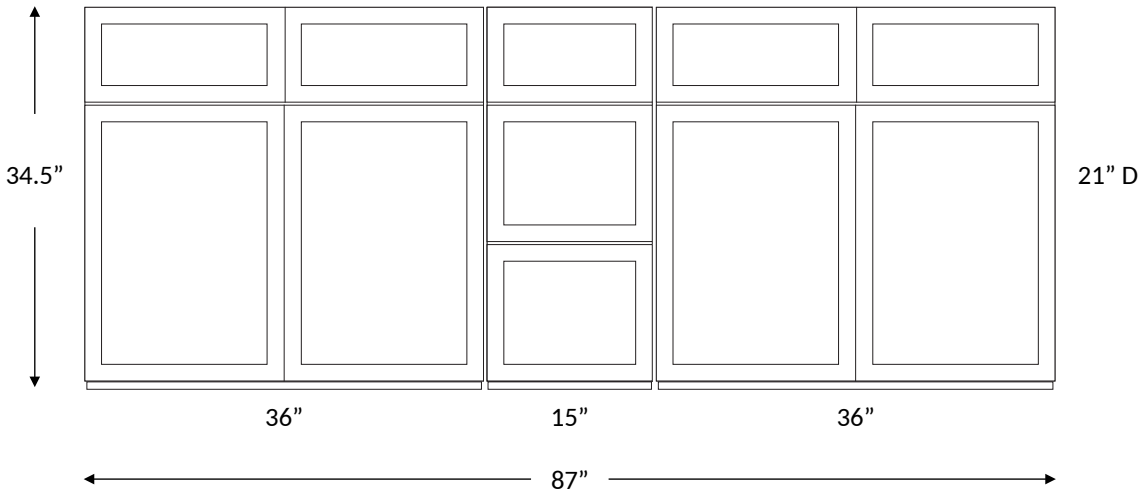

Rendering provided for conceptual visualization and design communication purposes only.

Notes: _____

_____

Client Approval (initials): _____ Date: _____

MOSAIC
ONE PARTNER. EVERY DETAIL.

Date: _____ Pages: _____
Client Name: _____ BSS #: _____
Salesperson: _____

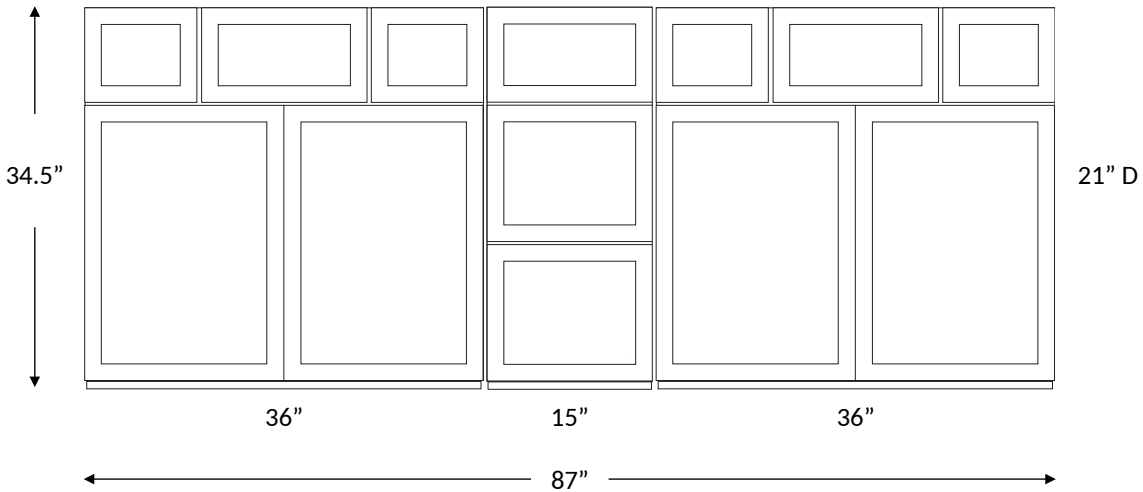

Rendering provided for conceptual visualization and design communication purposes only.

Notes: _____

_____

Client Approval (initials): _____ Date: _____

MOSAIC
ONE PARTNER. EVERY DETAIL.

Date: _____ Pages: _____
Client Name: _____ BSS #: _____
Salesperson: _____

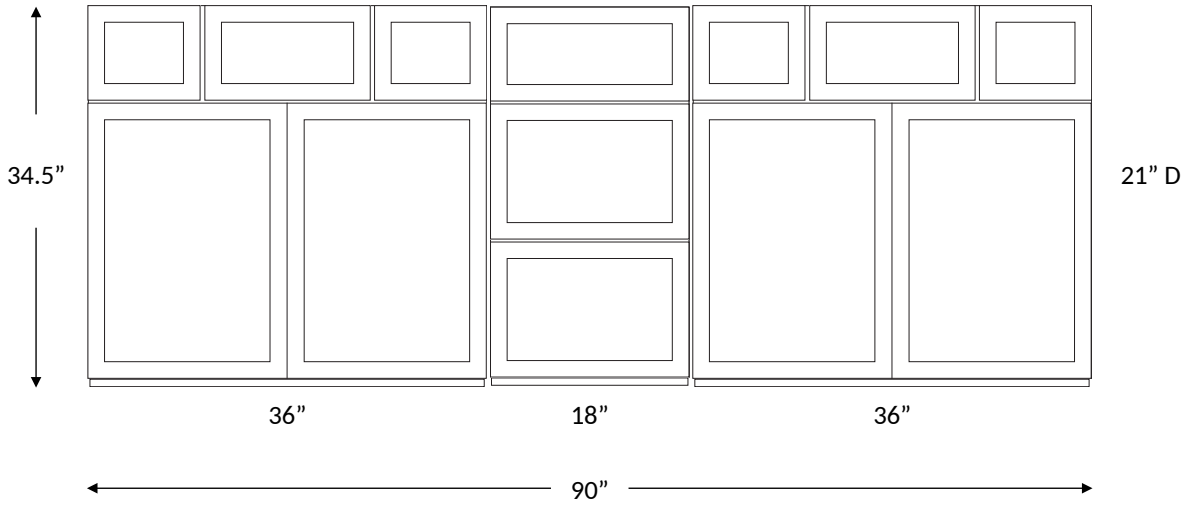

Rendering provided for conceptual visualization and design communication purposes only.

Notes: _____

_____

Client Approval (initials): _____ Date: _____

MOSAIC
ONE PARTNER. EVERY DETAIL.

Date: _____ Pages: _____
Client Name: _____ BSS #: _____
Salesperson: _____

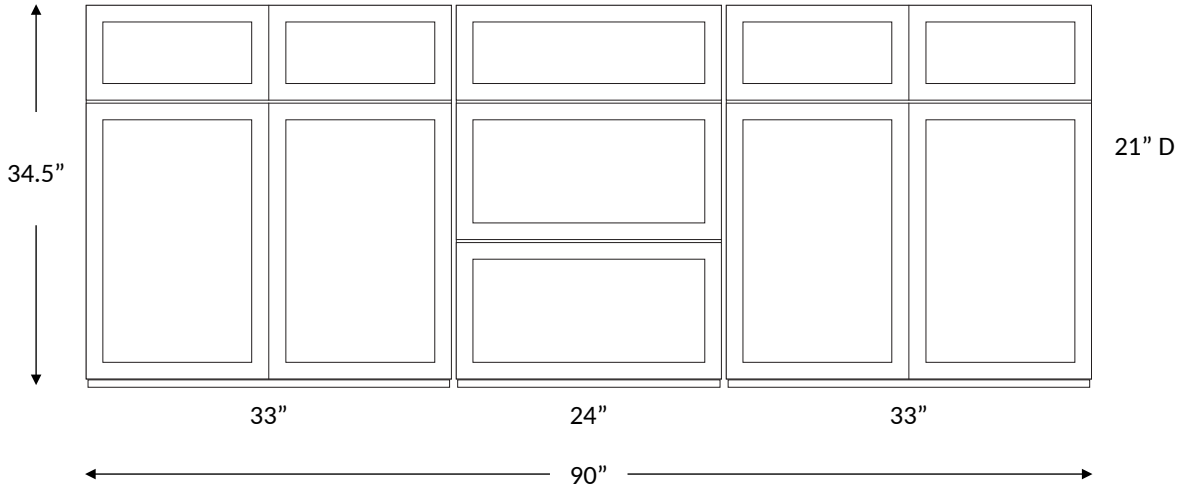

Rendering provided for conceptual visualization and design communication purposes only.

Notes: _____

_____

Client Approval (initials): _____ Date: _____

MOSAIC
ONE PARTNER. EVERY DETAIL.

Date: _____ Pages: _____
Client Name: _____ BSS #: _____
Salesperson: _____

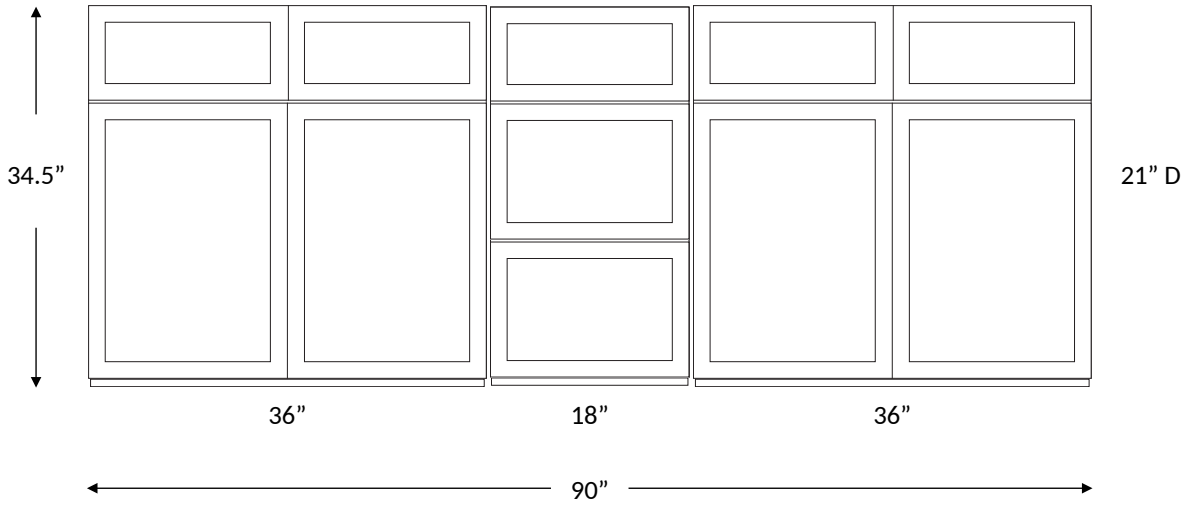

Rendering provided for conceptual visualization and design communication purposes only.

Notes: _____

_____

Client Approval (initials): _____ Date: _____

▲ Back to contents

MOSAIC
ONE PARTNER. EVERY DETAIL.

Date: _____ Pages: _____
Client Name: _____ BSS #: _____
Salesperson: _____

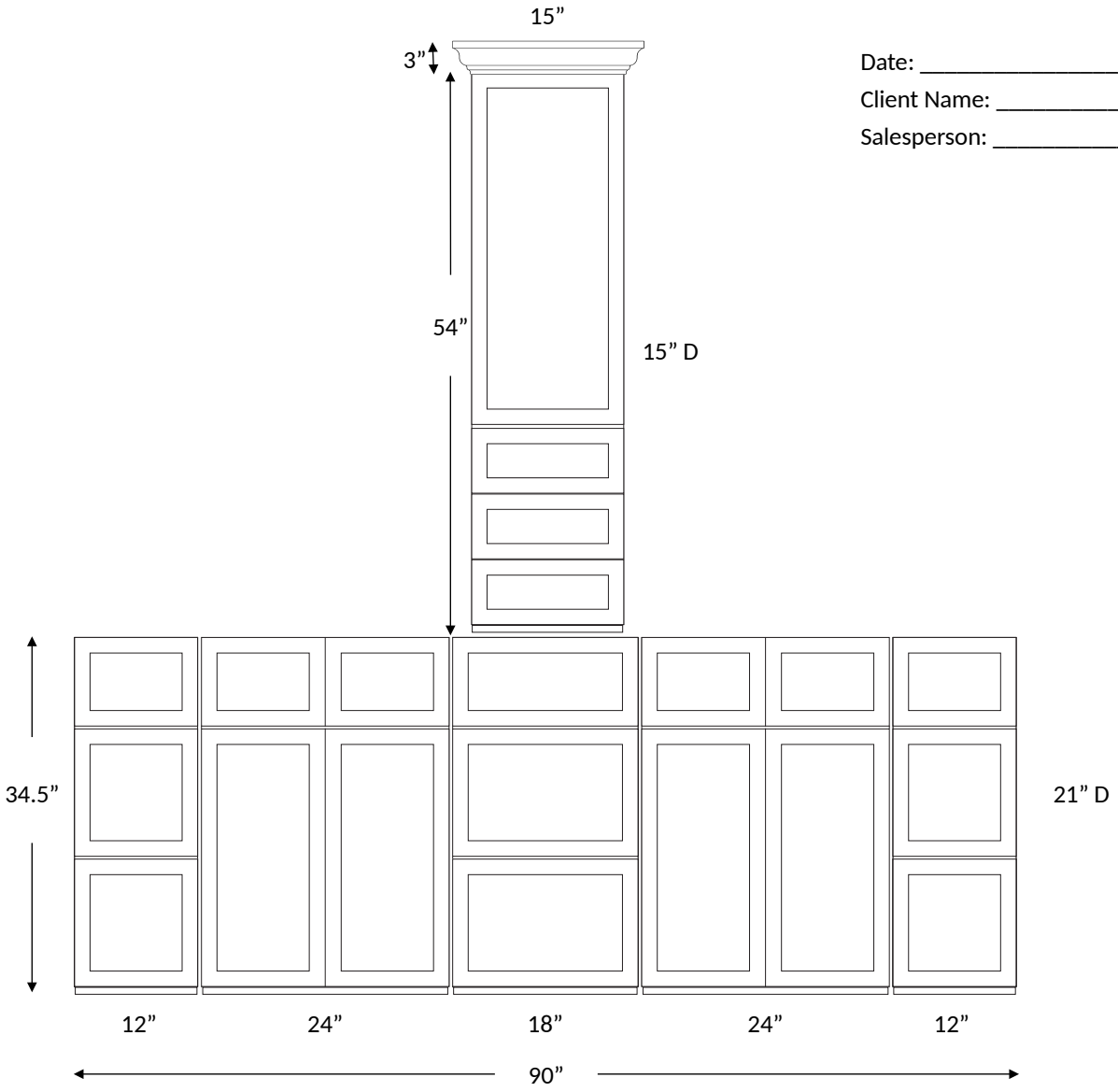

Rendering provided for conceptual visualization and design communication purposes only.

Notes: _____

_____

Client Approval (initials): _____ Date: _____

MOSAIC
ONE PARTNER. EVERY DETAIL.

Date: _____ Pages: _____
Client Name: _____ BSS #: _____
Salesperson: _____

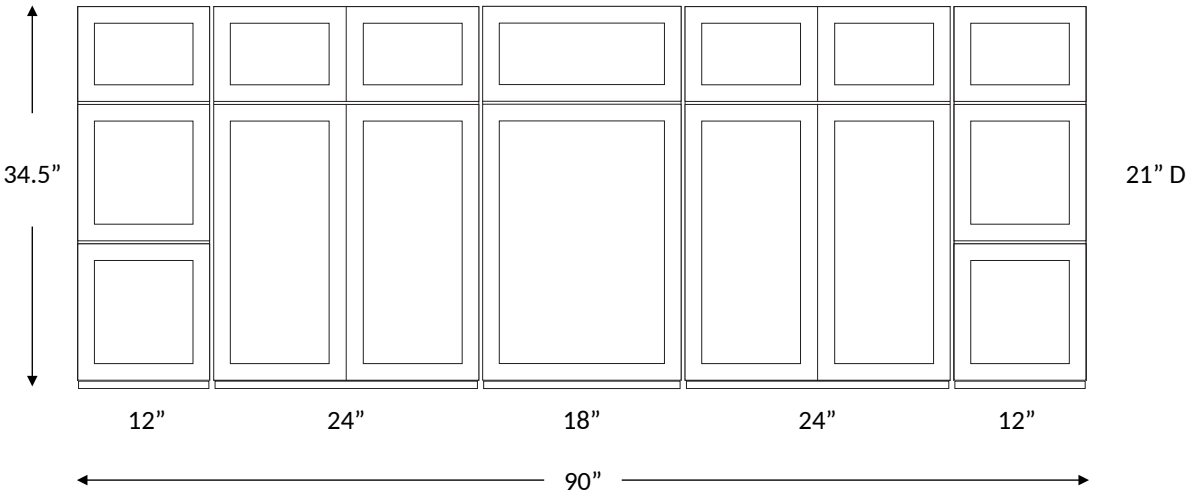

Rendering provided for conceptual visualization and design communication purposes only.

Notes: _____

_____

Client Approval (initials): _____ Date: _____

MOSAIC
ONE PARTNER. EVERY DETAIL.

Date: _____ Pages: _____
Client Name: _____ BSS #: _____
Salesperson: _____

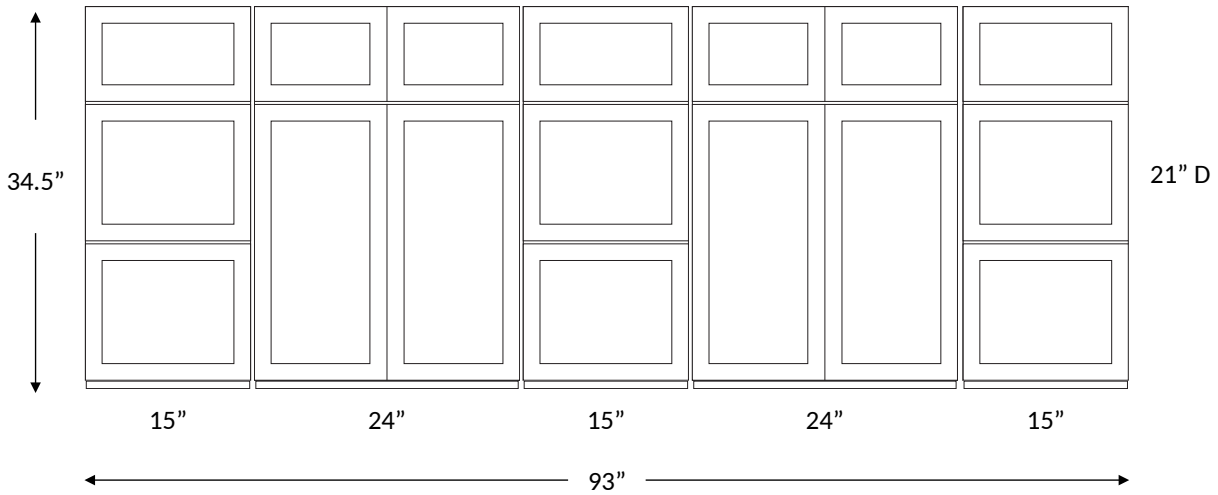

Rendering provided for conceptual visualization and design communication purposes only.

Notes: _____

_____

Client Approval (initials): _____ Date: _____

MOSAIC
ONE PARTNER. EVERY DETAIL.

Date: _____ Pages: _____
Client Name: _____ BSS #: _____
Salesperson: _____

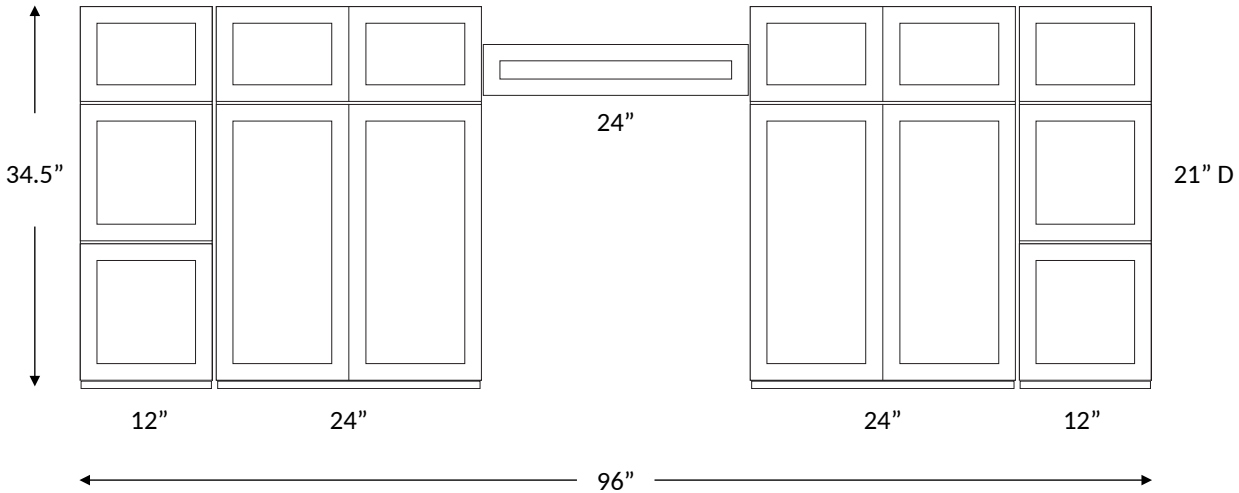

Rendering provided for conceptual visualization and design communication purposes only.

Notes: _____

_____

Client Approval (initials): _____ Date: _____

MOSAIC
ONE PARTNER. EVERY DETAIL.

Date: _____ Pages: _____
Client Name: _____ BSS #: _____
Salesperson: _____

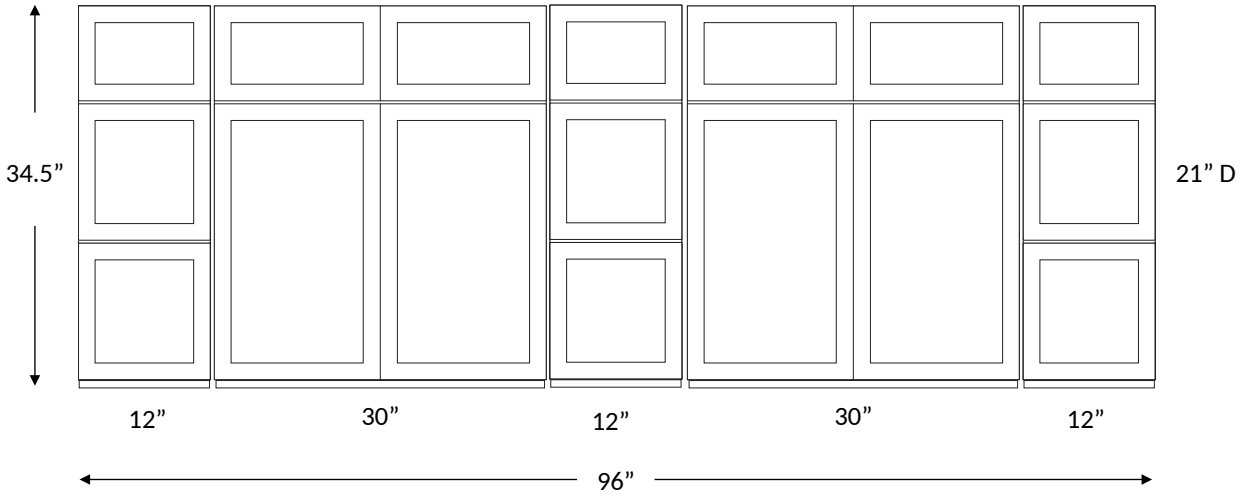

Rendering provided for conceptual visualization and design communication purposes only.

Notes: _____

_____

Client Approval (initials): _____ Date: _____

MOSAIC
ONE PARTNER. EVERY DETAIL.

Date: _____ Pages: _____
Client Name: _____ BSS #: _____
Salesperson: _____

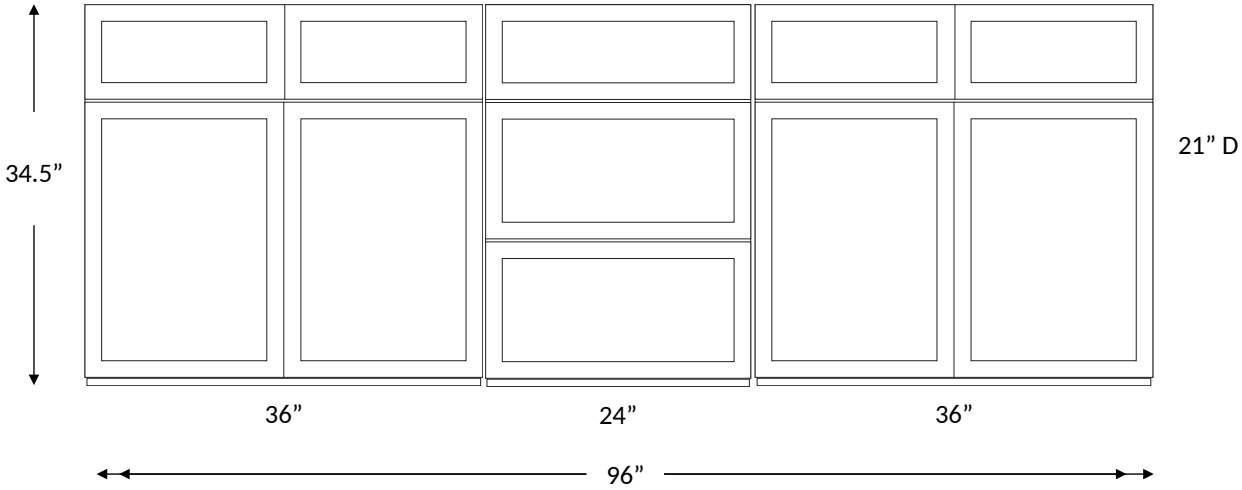

Rendering provided for conceptual visualization and design communication purposes only.

Notes: _____

_____

Client Approval (initials): _____ Date: _____

MOSAIC
ONE PARTNER. EVERY DETAIL.

Date: _____ Pages: _____
Client Name: _____ BSS #: _____
Salesperson: _____

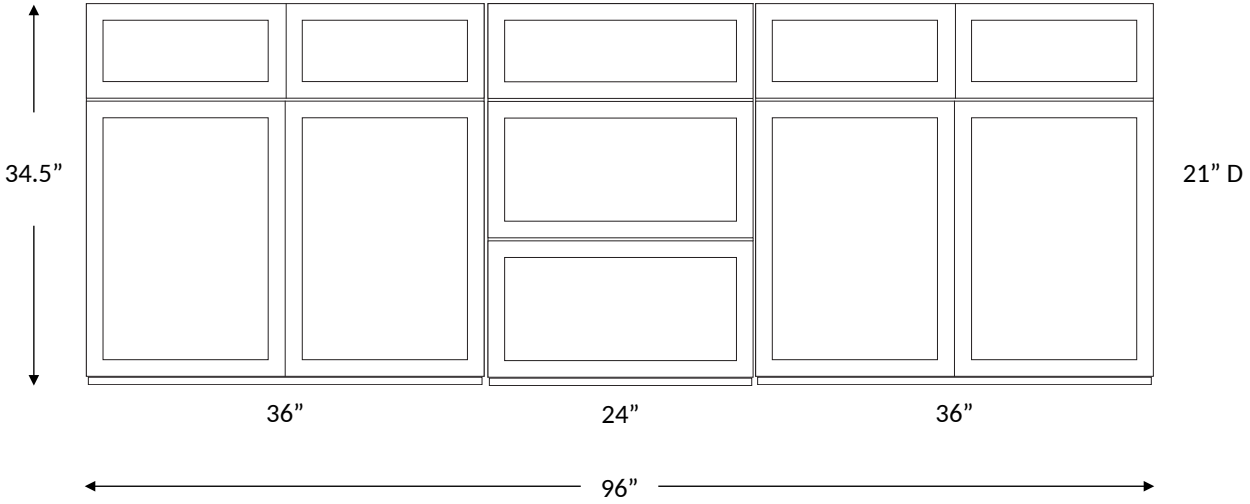

Rendering provided for conceptual visualization and design communication purposes only.

Notes: _____

_____

Client Approval (initials): _____ Date: _____

MOSAIC
ONE PARTNER. EVERY DETAIL.

Date: _____ Pages: _____
Client Name: _____ BSS #: _____
Salesperson: _____

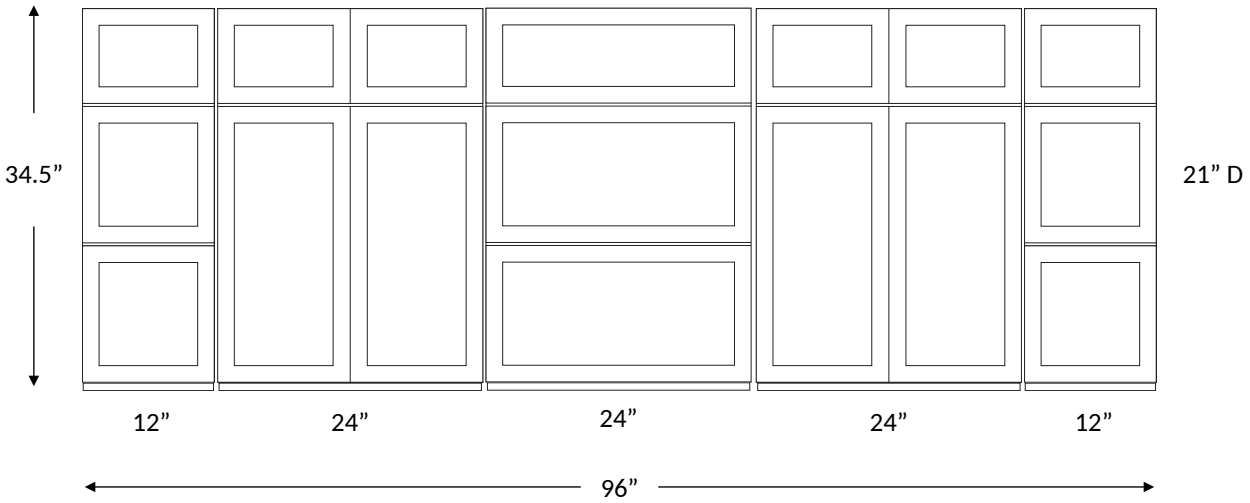

Rendering provided for conceptual visualization and design communication purposes only.

Notes: _____

_____

Client Approval (initials): _____ Date: _____

MOSAIC
ONE PARTNER. EVERY DETAIL.

Date: _____ Pages: _____
Client Name: _____ BSS #: _____
Salesperson: _____

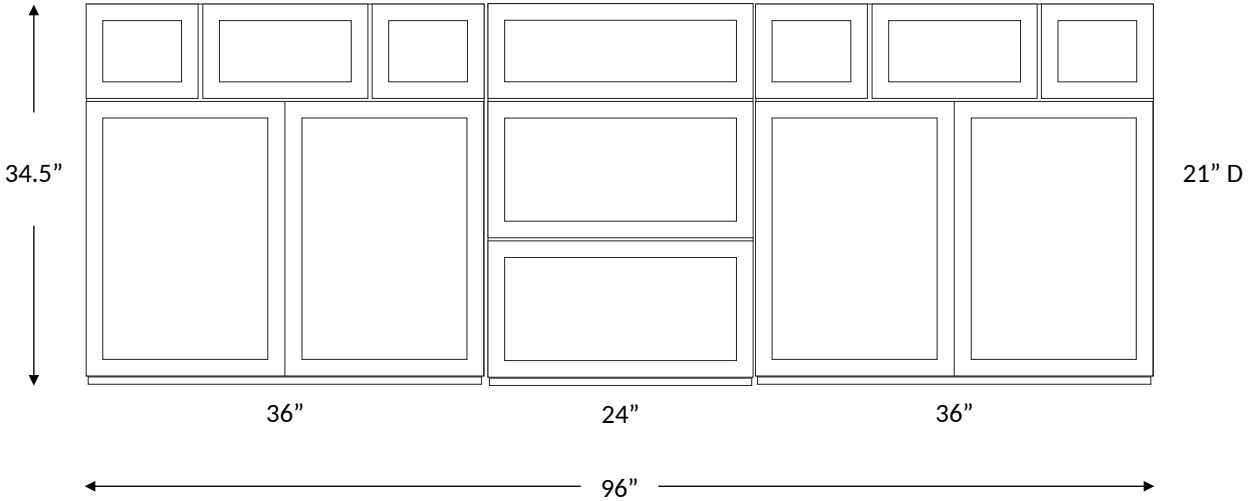

Rendering provided for conceptual visualization and design communication purposes only.

Notes: _____

_____

Client Approval (initials): _____ Date: _____

MOSAIC
ONE PARTNER. EVERY DETAIL.

Date: _____ Pages: _____
Client Name: _____ BSS #: _____
Salesperson: _____

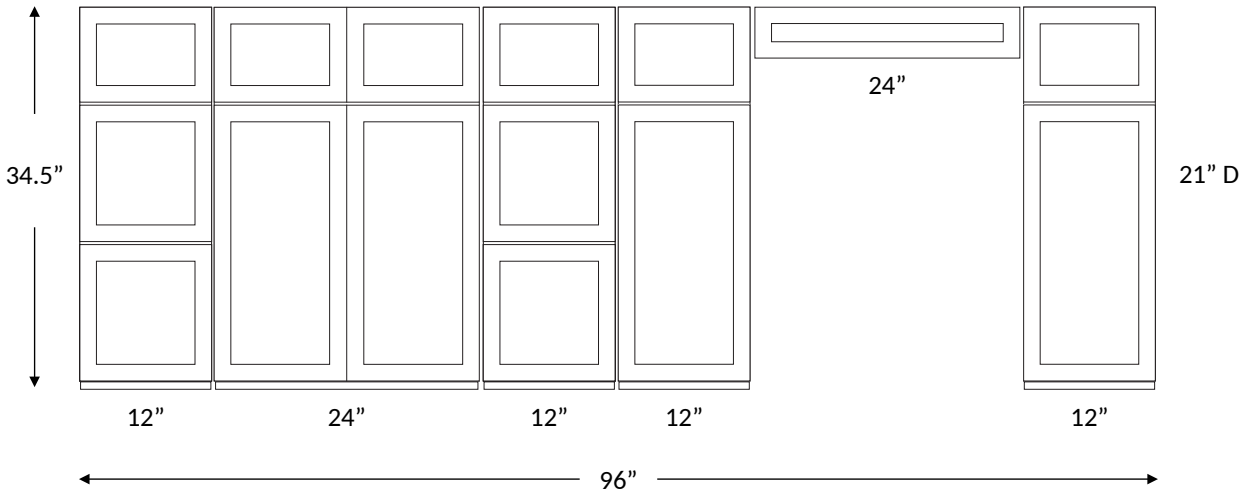

Rendering provided for conceptual visualization and design communication purposes only.

Notes: _____

_____

Client Approval (initials): _____ Date: _____

MOSAIC
ONE PARTNER. EVERY DETAIL.

Date: _____ Pages: _____
Client Name: _____ BSS #: _____
Salesperson: _____

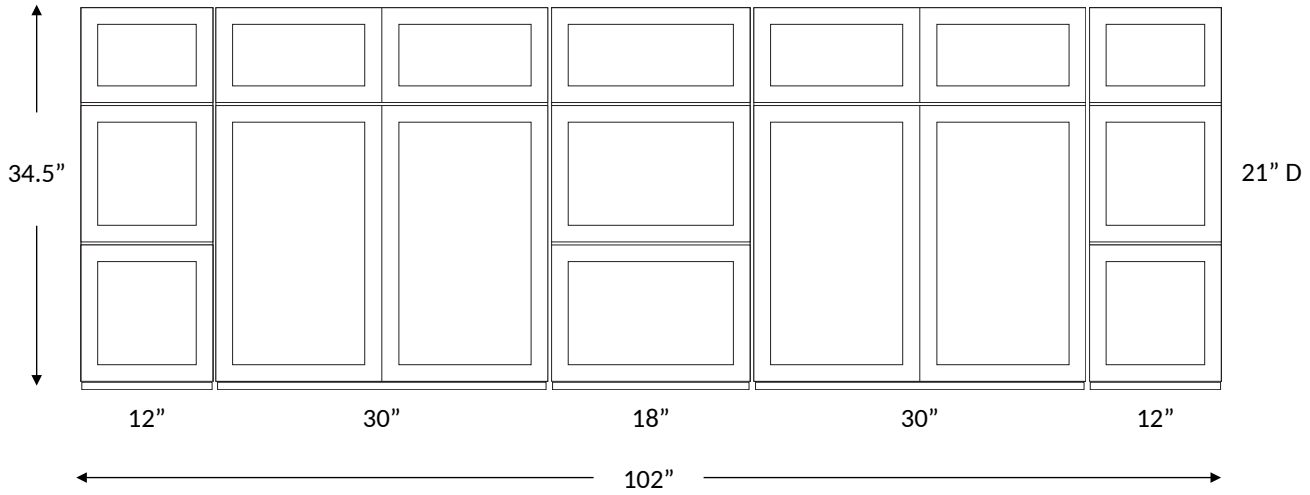

Rendering provided for conceptual visualization and design communication purposes only.

Notes: _____

_____

Client Approval (initials): _____ Date: _____

MOSAIC
ONE PARTNER. EVERY DETAIL.

Date: _____ Pages: _____
Client Name: _____ BSS #: _____
Salesperson: _____

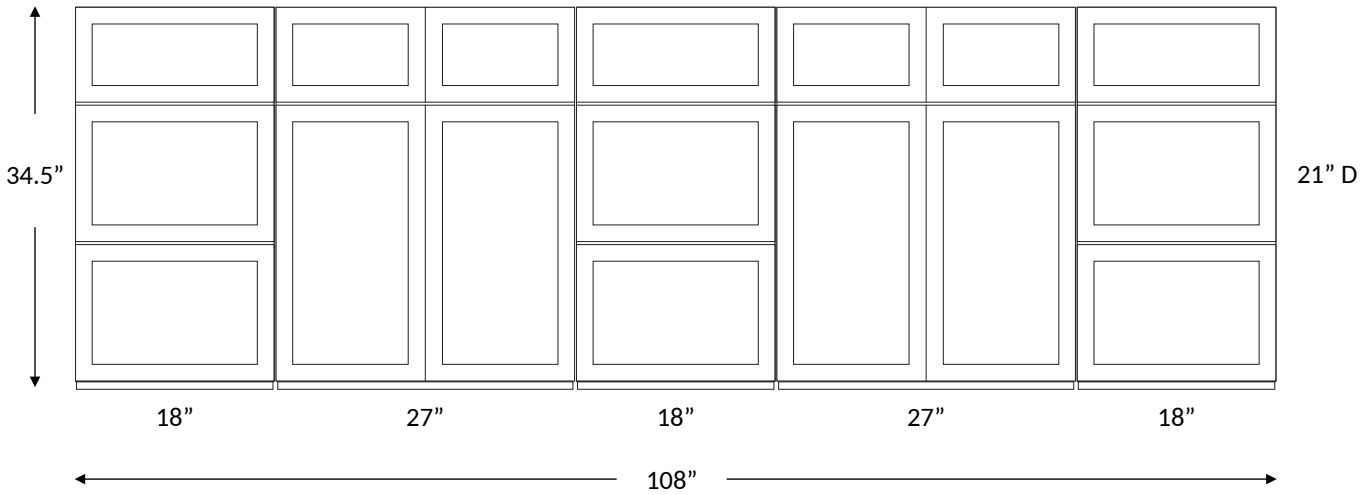

Rendering provided for conceptual visualization and design communication purposes only.

Notes: _____

_____

Client Approval (initials): _____ Date: _____

MOSAIC
ONE PARTNER. EVERY DETAIL.

Date: _____ Pages: _____
Client Name: _____ BSS #: _____
Salesperson: _____

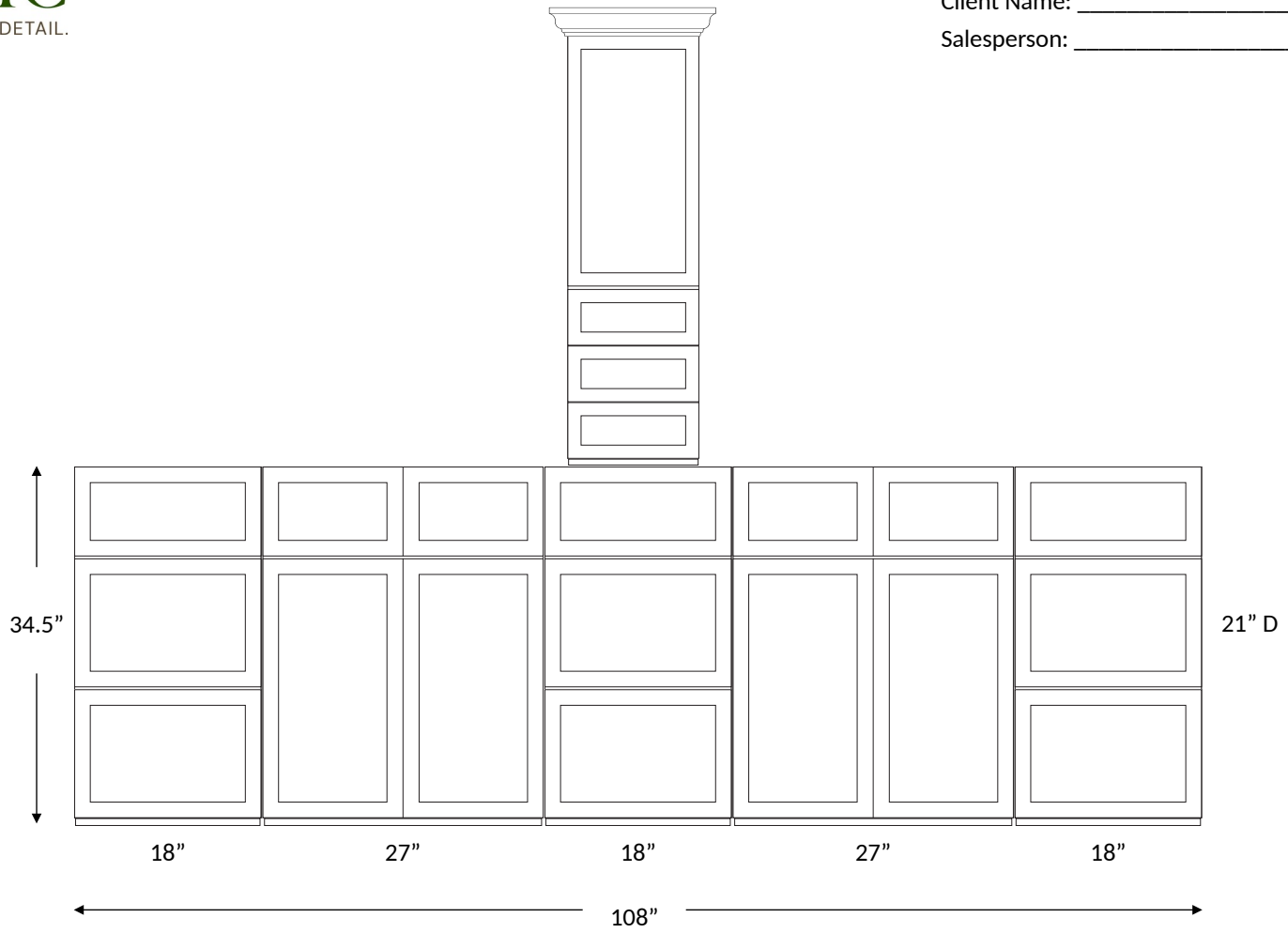

Rendering provided for conceptual visualization and design communication purposes only.

Notes: _____

_____

Client Approval (initials): _____ Date: _____

MOSAIC
ONE PARTNER. EVERY DETAIL.

Date: _____ Pages: _____
Client Name: _____ BSS #: _____
Salesperson: _____

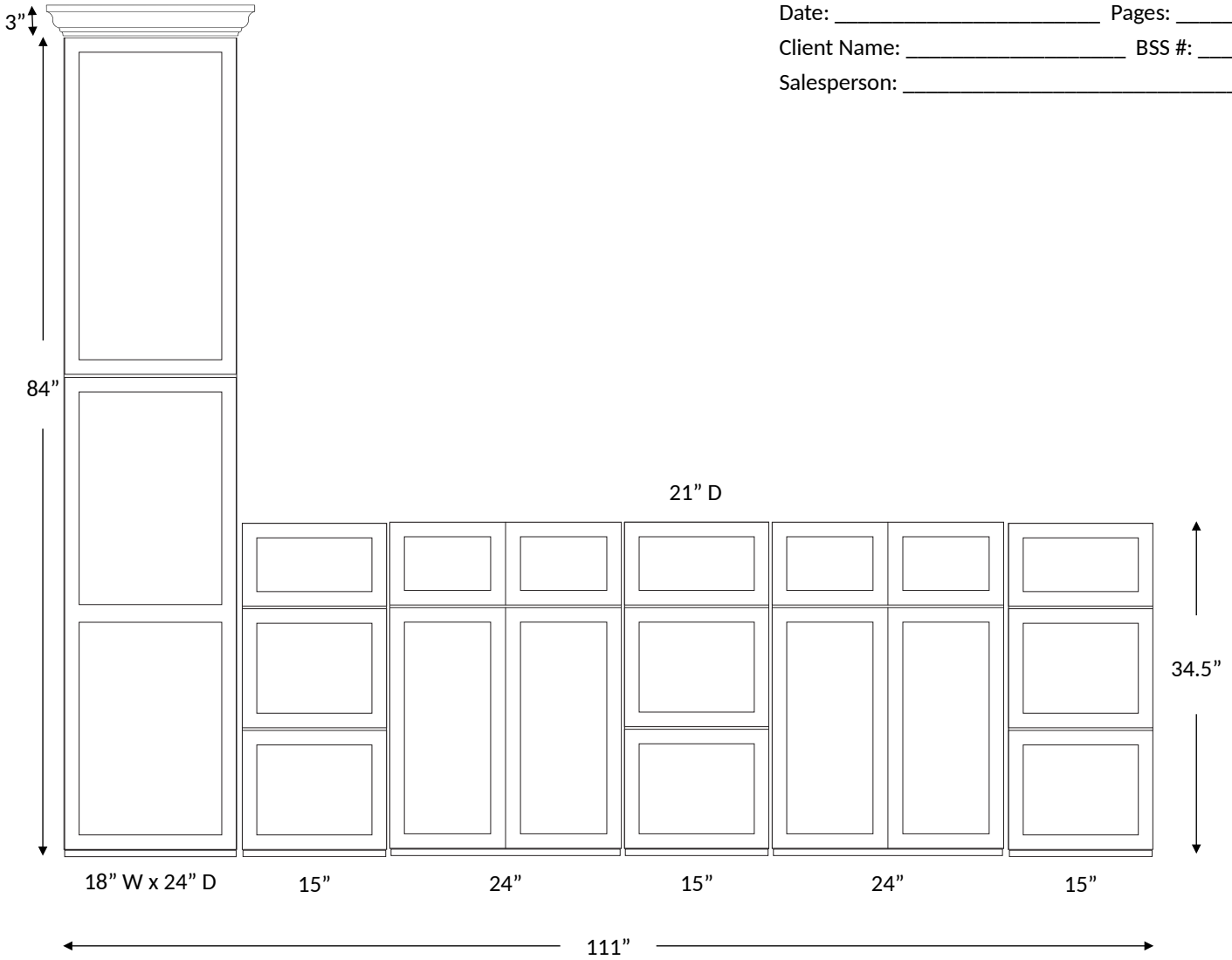

Rendering provided for conceptual visualization and design communication purposes only.

Notes: _____

_____

Client Approval (initials): _____ Date: _____

MOSAIC
ONE PARTNER. EVERY DETAIL.

Date: _____ Pages: _____
Client Name: _____ BSS #: _____
Salesperson: _____

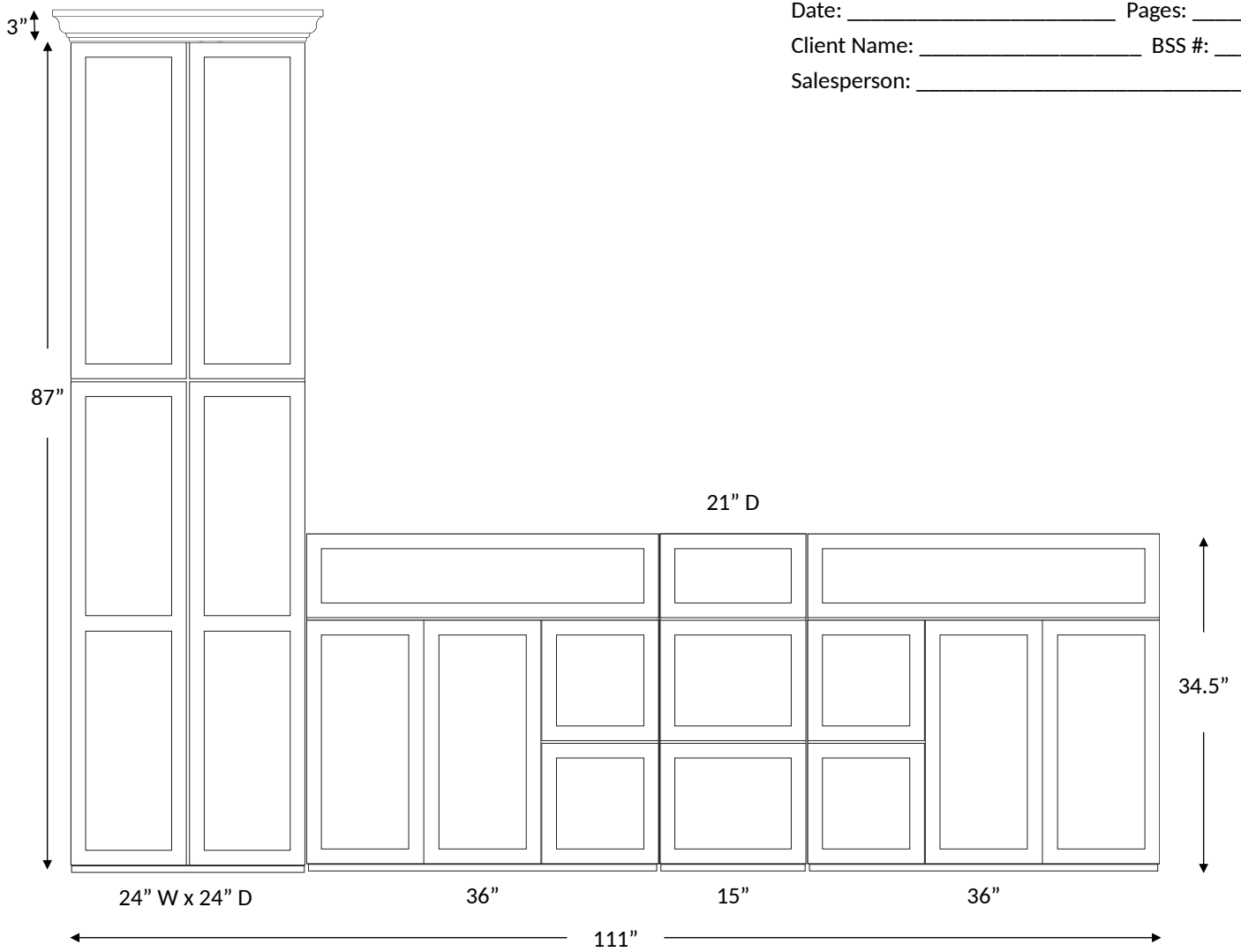

Rendering provided for conceptual visualization and design communication purposes only.

Notes: _____

_____

Client Approval (initials): _____ Date: _____

MOSAIC
ONE PARTNER. EVERY DETAIL.

Date: _____ Pages: _____
Client Name: _____ BSS #: _____
Salesperson: _____

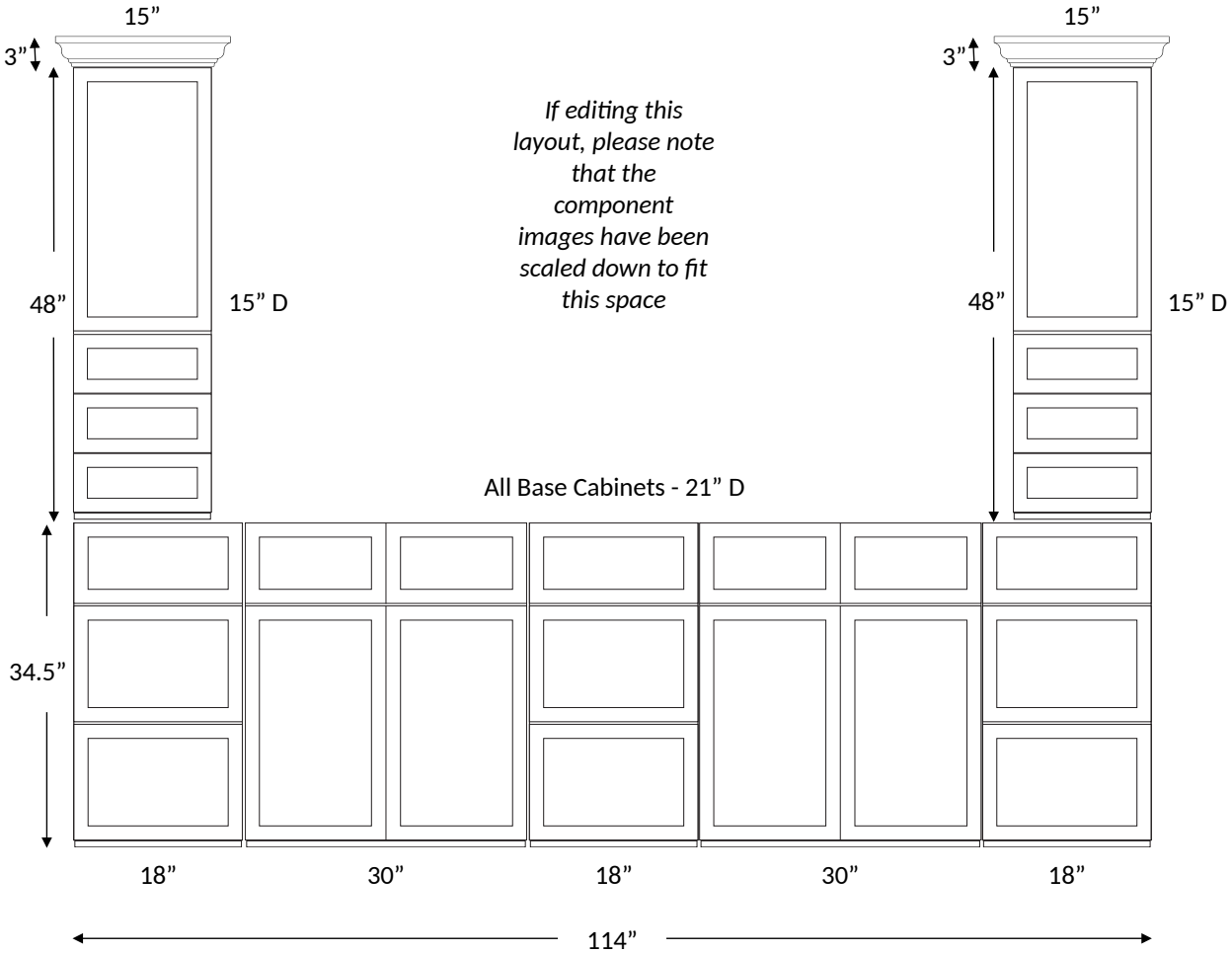

If editing this layout, please note that the component images have been scaled down to fit this space

Rendering provided for conceptual visualization and design communication purposes only.

Notes: _____

_____

Client Approval (initials): _____ Date: _____

MOSAIC
ONE PARTNER. EVERY DETAIL.

Date: _____ Pages: _____
Client Name: _____ BSS #: _____
Salesperson: _____



Rendering provided for conceptual visualization and design communication purposes only.

Notes: _____

_____

Client Approval (initials): _____ Date: _____

MOSAIC
ONE PARTNER. EVERY DETAIL.

Date: _____ Pages: _____
Client Name: _____ BSS #: _____
Salesperson: _____

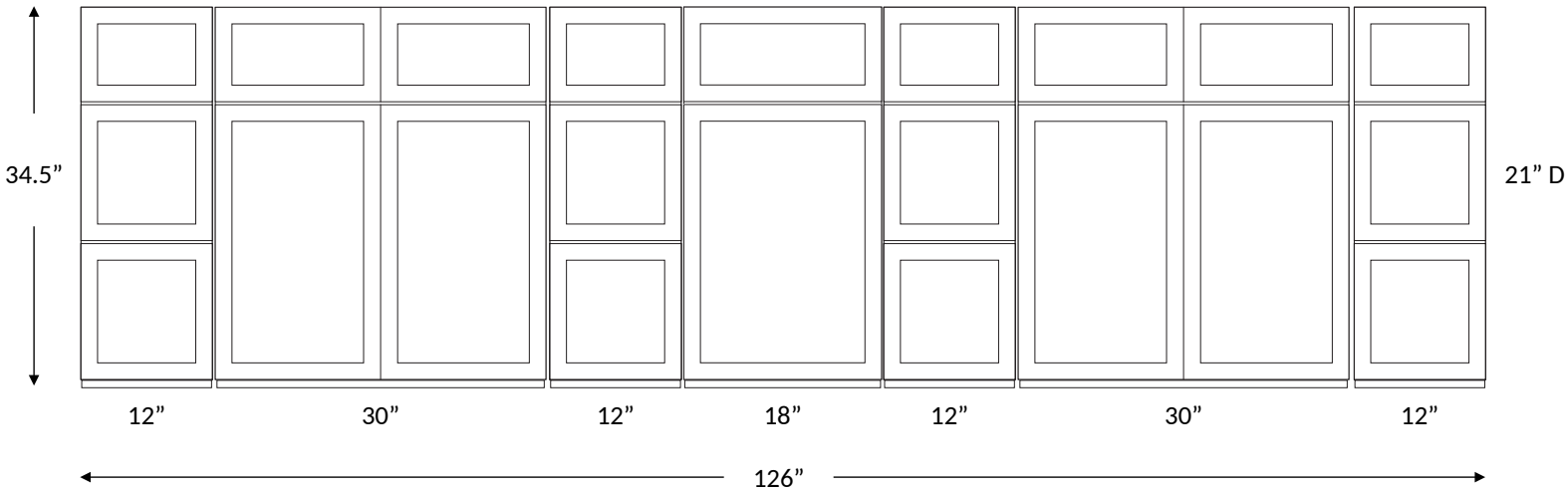

Rendering provided for conceptual visualization and design communication purposes only.

Notes: _____

_____

Client Approval (initials): _____ Date: _____

MOSAIC
ONE PARTNER. EVERY DETAIL.

Date: _____ Pages: _____
Client Name: _____ BSS #: _____
Salesperson: _____

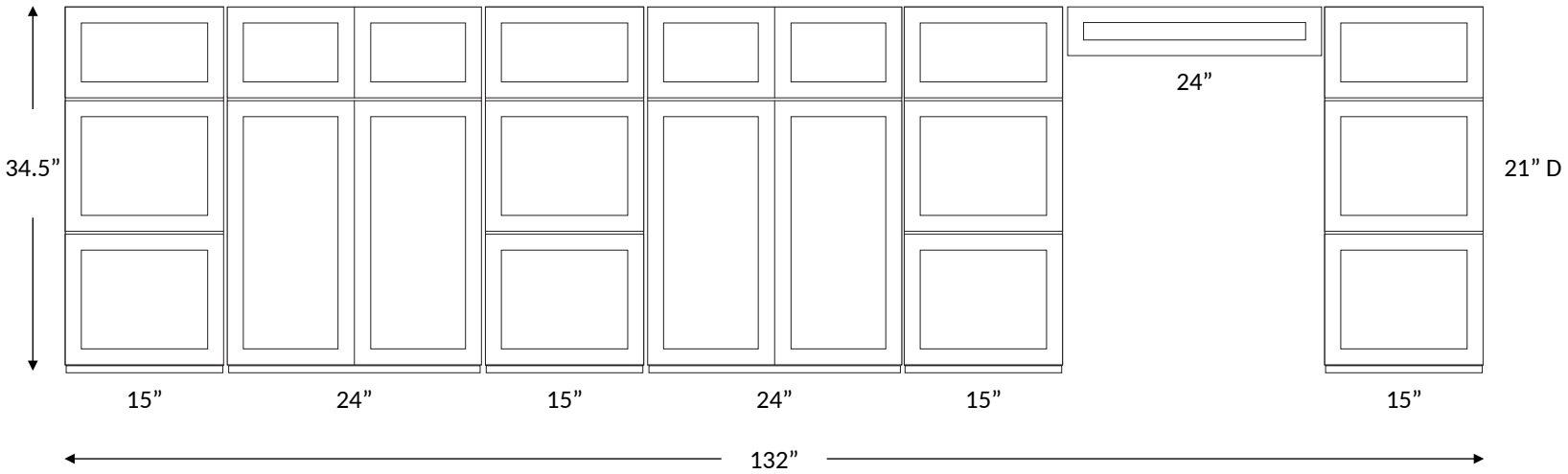

Rendering provided for conceptual visualization and design communication purposes only.

Notes: _____

_____

Client Approval (initials): _____ Date: _____